


# Model 517 SRB



The original entrance mat with the effective, coarse-fibre rib insert is exceptionally abrasion resistant and offers maximum dimensional stability. Particularly ideal for collecting fine dirt. The additional profile offers even more cleaning power. Optimally designed for buildings exposed to extreme footfall.

- 1
  - 2
  - 3
- Indoor and outdoor (covered, Zone 1+2)

**Description**

Roll-up, extremely hard-wearing Original entrance mat with Standard insert for surface installation. Customisable width and depth without alignment profile. Available in any geometric shape.



- Indoor and outdoor (covered, Zone 1+2)
- Street dust, hair, sand, ash, textile fibres, small leaves and twigs, etc.
- 4 year warranty

# emco MARSCHALL Original With ribbed carpet insert and brush strip

## Model 517 SRB

<b>Approx. height (mm)</b>	17	<b>Accessories</b>
<b>Roll-over and drive-over capability:</b>	Prams	emco installation frame 500: 500-20 AL Aluminium
	Sack-/hand truck	emco installation frame 500: 500-20 AL NEU Aluminium
	Wheelchairs	emco installation frame 500: 500-20 CN Chrome-nickel steel (V2A)
<b>Standard profile clearance approx. (mm)</b>	5 mm, rubber spacers	emco ramp edge: A17 Aluminium
<b>Automatic door systems</b>	Profile clearance of 3 mm available as an option for revolving door drives, in accordance with EN 16005	emco T-profile: T17
		emco cover strip: C17 Chrome-nickel steel (V2A)
<b>Connection</b>	Plastic-coated stainless steel cable	emco INOX®: LINEO 17 Chrome-nickel steel (V2A)
<b>Max. width/profile length for individual section (mm):</b>	3000	emco INOX®: QUADRO 17 Chrome-nickel steel (V2A)
		Rubber underlay 1 mm: GU 1
<b>Profile width (mm)</b>	30	Rubber underlay 3 mm: GU 3
<b>Depth/walking depth for individual section (mm):</b>	3000	Rubber underlay 5 mm: GU 5
		Mat joining brackets: MV Supplied as standard with mats in several parts
<b>Weight (kg/m<sup>2</sup>)</b>	12,5	<b>Suitable for:</b>
<b>Mat divisions as per factory standards or customer specifications</b>	As of a profile length of 3000 mm or a maximum mat weight of 45 kg	Residential and care homes
		Arena
<b>Support chassis</b>	Reinforced support chassis made using rigid aluminium with sound absorbing insulation on the underside	medical practice
		Train station
<b>Tread surface</b>	Recessed, robust, weather-proof, ribbed carpet strips, also with brush strips mounted between the profiles.	DIY store
		Offices and administrative buildings
<b>Flammability</b>	Insert available on request (surcharge applicable) with fire classification Cf1-s1 according to EN 13501.	Family home
		Shopping centre
<b>Pile material</b>	100% PP (polypropylene)	Retail sector
		University / Higher education institution
<b>Colour fastness to artificial light ISO 105-B02</b>	good 6	airport
		Hotel
<b>Colour fastness to rubbing ISO 105 X12</b>	good 4	Industry
		Kindergarten/Nursery
<b>Colour fastness to water ISO 105 E01</b>	good 5	Warehouse
		Apartment building
		Trade fair
		School
		Sports hall

# Model 517 SRB

<b>Service and services</b>	Installation service
Construction site advice	Fitting and installation service
Dimensioning	Repairs
Measured using laser measuring device on site.	The product can be disposed of or recycled in an environmentally friendly way.

# Model 517 SRB

Colours



Light grey no. 220



Anthracite no. 200




Red no. 305



Brown no. 485




Sand no. 430



grey

## **Model 517 SRB**

### **Colours**



Black

Subject to technical modifications

emco Bautechnik GmbH · Breslauer Straße 34 - 38 · D-49808 Lingen (Ems)  
· Germany · Phone: +49 (0) 591/9140-500 · Fax: +49 (0) 591/9140-852 · Email:  
bau@emco.de · www.emco-bau.com