


# Model 517 PS Innova K



The premium entrance mat with the exceptionally flexible Innova insert not only creates a sophisticated impression but also improves room acoustics. Particularly ideal for collecting fine dirt. The additional profile offers even more cleaning power. Optimally designed for buildings exposed to extreme footfall.

- 1 2 3 Indoor and outdoor (covered, Zone 1+2)

**Description**

Roll-up, extremely hard-wearing Premium entrance mat with Performance insert for surface installation. Customisable width and depth without alignment profile. Available in any geometric shape.

				
Indoor and outdoor (covered, Zone 1+2)	Street dust, hair, sand, ash, textile fibres, small leaves and twigs, etc.	Damp street dust, damp sand deposits, dust, etc.	5 years guarantee	Cfl-s1



class 31 (moderate commercial use)

## Model 517 PS Innova K


<b>Approx. height (mm)</b>	17	<b>Suitable for:</b>	
<b>Roll-over and drive-over capability:</b>	Prams	Residential and care homes	
	Sack-/hand truck	Arena	
	Wheelchairs	medical practice	
<b>Standard profile clearance approx. (mm)</b>	5 mm, rubber spacers	Train station	
<b>Automatic door systems</b>	Profile clearance of 3 mm available as an option for revolving door drives, in accordance with EN 16005	DIY store	
<b>Connection</b>	Plastic-coated stainless steel cable	Offices and administrative buildings	
<b>Max. width/profile length for individual section (mm):</b>	3000	Family home	
<b>Profile width (mm)</b>	30	Shopping centre	
<b>Depth/walking depth for individual section (mm):</b>	3000	Retail sector	
<b>Weight (kg/m<sup>2</sup>)</b>	14.1	University / Higher education institution	
<b>Mat divisions as per factory standards or customer specifications</b>	As of a profile length of 3000 mm or a maximum mat weight of 45 kg	airport	
<b>Support chassis</b>	Reinforced support chassis made using rigid aluminium with Premium sound absorbing insulation on the underside	Hotel	
<b>Tread surface</b>	The exceptionally flexible Innova insert not only creates a sophisticated impression but also improves room acoustics. The additional profile increases the cleaning power.	Industry	
<b>Flammability</b>	Insert with fire classification Cfl-s1 according to EN 13501.	Kindergarten/Nursery	
<b>Pile material</b>	100% PA 6 (polyamide)	Warehouse	
<b>Use classification EN1307</b>	class 33 (heavy commercial use)	Apartment building	
<b>Accessories</b>		Trade fair	
emco installation frame 500: 500-20 AL Aluminium		School	
emco installation frame 500: 500-20 AL NEU Aluminium		Sports hall	
emco installation frame 500: 500-20 CN Chrome-nickel steel (V2A)			
emco ramp edge: A17 Aluminium			
emco T-profile: T17			
emco cover strip: C17 Chrome-nickel steel (V2A)			
emco INOX®: LINEO 17 Chrome-nickel steel (V2A)			
emco INOX®: QUADRO 17 Chrome-nickel steel (V2A)			
Rubber underlay 1 mm: GU 1			
Rubber underlay 3 mm: GU 3			
Rubber underlay 5 mm: GU 5			
Mat joining brackets: MV Supplied as standard with mats in several parts			
		<b>Insert certified to TÜV PROFICERT- product interior (Standard)</b>	
		French VOC regulation	
		LEED v4 (outside North America)	
		BREEAM Exemplary Level	
		Belgian VOC regulation	
		AgBB (Committee for Health-related Evaluation of Building Products)	
		MVV TB Appendix 8, 9 / ABG	
		<b>Service and services</b>	
		Construction site advice	
		Dimensioning	
		Measured using laser measuring device on site.	
		Installation service	
		Fitting and installation service	
		Repairs	
		The product can be disposed of or recycled in an environmentally friendly way.	

## **Model 517 PS Innova K**


### **Colours**



36.01 black



36.02 anthracite



36.03 grey

Subject to technical modifications

emco Bautechnik GmbH · Breslauer Straße 34 - 38 · D-49808 Lingen (Ems)  
· Germany · Phone: +49 (0) 591/9140-500 · Fax: +49 (0) 591/9140-852 · Email:  
bau@emco.de · www.emco-bau.com

**EMCO**