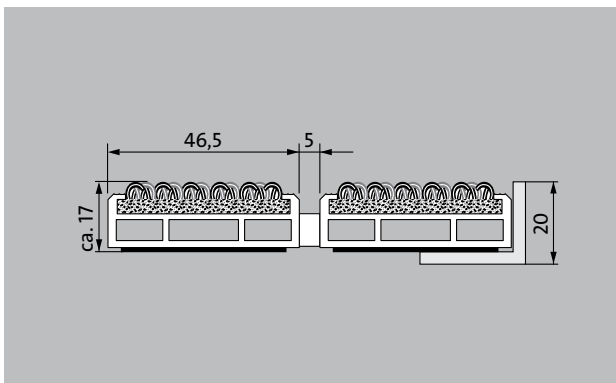


Model 517 PSL Outdoor



The extra-wide and weather-resistant premium entrance mat with the Outdoor insert for noticeably thorough removal of coarse dirt. Optimally designed for buildings exposed to extreme footfall.



Description

Roll-up, extremely hard-wearing Premium entrance mat with extra-wide profiles and Performance insert for recess installation. Can be rolled over and even driven over. Customise the width and depth without alignment profile. Available in any geometric shape.



Outside
(Zone 1)



Street dust,
hair, sand,
ash, textile
fibres, small
leaves and
twigs, loose
chippings,
coarse sand,
small gravel
particles



R 11 slip resis-
tance as per
DIN 51130



5 years gua-
rantee



Cfl-s1



class 33 (heavy
commercial
use)

emco MARSCHALL Premium Large With Outdoor insert

Model 517 PSL Outdoor


Approx. height (mm)	17	Accessories
Roll-over and drive-over capability:	Prams	emco installation frame 500: 500-20 AL Aluminium
	Sack-/hand truck	emco installation frame 500: 500-20 AL NEU Aluminium
	Wheelchairs	emco installation frame 500: 500-20 CN Chrome-nickel steel (V2A)
	Light shopping trolleys	emco ramp edge: A17 Aluminium
	hand trolleys	emco T-profile: T17
	pallet trucks	emco cover strip: C17 Chrome-nickel steel (V2A)
	Electric lift truck	emco INOX®: LINEO 17 Chrome-nickel steel (V2A)
	Cars	emco INOX®: QUADRO 17 Chrome-nickel steel (V2A)
Standard profile clearance approx. (mm)	5 mm, rubber spacers	emco dirt collection well: 5000 AL Aluminium
Automatic door systems	Profile clearance of 3 mm available as an option for revolving door drives, in accordance with EN 16005	emco dirt collection well: 5000 CN Chrome-nickel steel (V2A)
Connection	Plastic-coated stainless steel cable	emco dirt collection well: 5000 AL+ Aluminium
Max. width/profile length for individual section (mm):	3000	emco dirt collection well: 5000 CN+ Chrome-nickel steel (V2A)
Profile width (mm)	46.5	emco dirt collection well: 5512AL Aluminium
Depth/walking depth for individual section (mm):	800	emco dirt collection well: 5512CN Chrome-nickel steel (V2A)
Mat divisions as per factory standards or customer specifications	As of a profile length of 3000 mm or a maximum mat weight of 45 kg	emco dirt collection well: 5517AL Aluminium
Support chassis	Reinforced support chassis made using rigid aluminium with Premium sound absorbing insulation on the underside	emco dirt collection well: 5517CN Chrome-nickel steel (V2A)
Tread surface	The weather-resistant Outdoor insert for noticeably thorough removal of coarse dirt.	emco dirt collection well: 5522AL Aluminium
Slip resistance	R 11 slip resistance as per DIN 51130	emco dirt collection well: 5522CN Chrome-nickel steel (V2A)
Flammability	Fire classification for the complete mat system Cf1-s1 in accordance with EN 13501	emco dirt collection well: 5017 AL Aluminium
Pile material	100% PA 6 (polyamide)	emco dirt collection well: 5017 CN Chrome-nickel steel (V2A)
Use classification EN1307	class 33 (heavy commercial use)	emco special frame with substructure: A Version A: with installation frame, rectangular tube profiles, grid support and height adjustment.
Colour fastness to artificial light ISO 105-B02	excellent 7	emco special frame with substructure: B Version B: with installation frame, grid support and rectangular tube profiles
Colour fastness to rubbing ISO 105 X12	good 4-5	emco special frame with substructure: C Type C: with installation frame and rectangular tube profiles
Colour fastness to water ISO 105 E01	good 4-5	Rubber underlay 1 mm: GU 1
Bacterial reduction EHEC ASTM-e2149	22,4 %	Rubber underlay 3 mm: GU 3
Bacterial reduction staphylococcus aureus ASTM-e2149	17,3 %	Rubber underlay 5 mm: GU 5
Bacterial reduction klebsiella pneumoniae ASTM-e2149	9,8 %	Mat joining brackets: MV Supplied as standard with mats in several parts

Model 517 PSL Outdoor


Suitable for:	Warehouse
Residential and care homes	Apartment building
Arena	Trade fair
medical practice	School
Train station	Sports hall
DIY store	Supermarket
Offices and administrative buildings	
Family home	Service and services
Shopping centre	Construction site advice
Retail sector	Dimensioning
University / Higher education institution	Measured using laser measuring device on site.
airport	Installation service
Hotel	Fitting and installation service
Industry	Repairs
Kindergarten/Nursery	The product can be disposed of or recycled in an environmentally friendly way.
Clinic/Hospital	

Model 517 PSL Outdoor


Colours



Anthracite



Brown



Red

Subject to technical modifications

emco Bautechnik GmbH · Breslauer Straße 34 - 38 · D-49808 Lingen (Ems)
· Germany · Phone: +49 (0) 591/9140-500 · Fax: +49 (0) 591/9140-852 · Email:
bau@emco.de · www.emco-bau.com