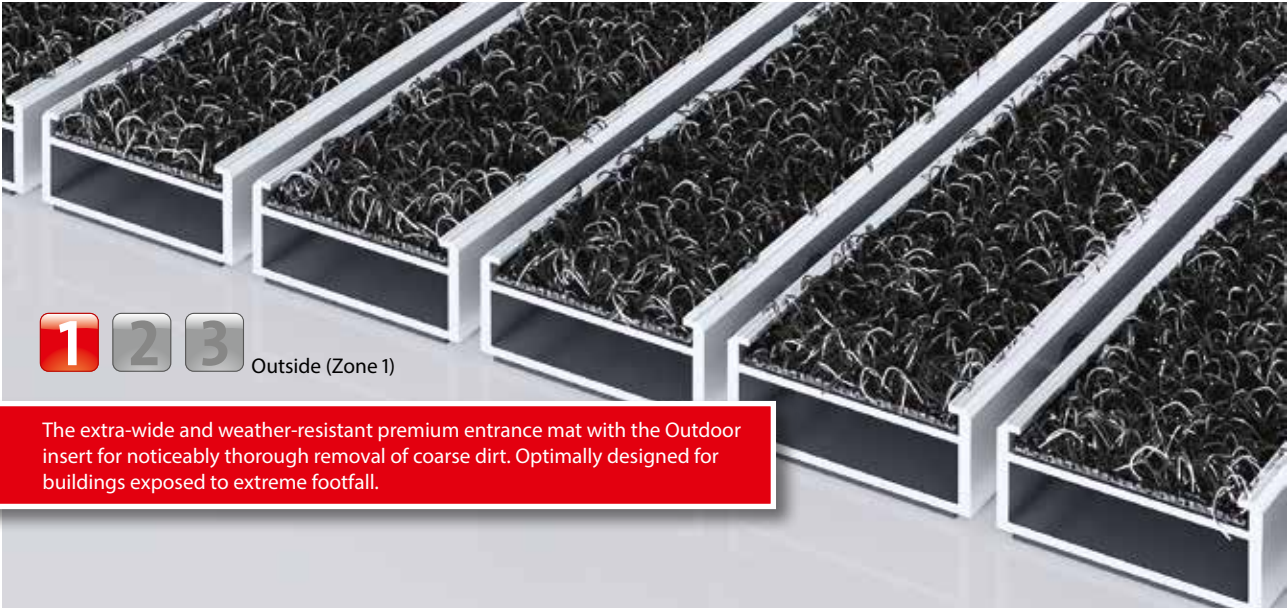
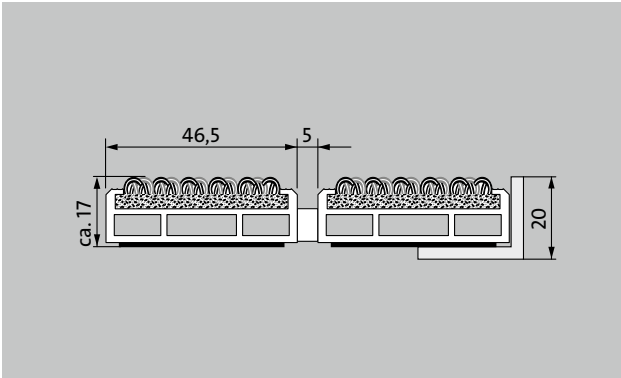


# Model 517 PSL Outdoor



**1** **2** **3** Outside (Zone 1)

The extra-wide and weather-resistant premium entrance mat with the Outdoor insert for noticeably thorough removal of coarse dirt. Optimally designed for buildings exposed to extreme footfall.



**Description**

Roll-up, extremely hard-wearing Premium entrance mat with extra-wide profiles and Performance insert for recess installation. Can be rolled over and even driven over. Customise the width and depth without alignment profile. Available in any geometric shape.



Outside (Zone 1)



Street dust, hair, sand, ash, textile fibres, small leaves and twigs, loose chippings, coarse sand, small gravel particles



R 11 slip resistance as per DIN 51130



Cfl-s1



Highly suitable for property

## Model 517 PSL Outdoor

<b>Approx. height (mm)</b>	17
<b>Roll-over and drive-over capability:</b>	Prams Sack-/hand truck Wheelchairs Light shopping trolleys hand trolleys pallet trucks Electric lift truck Cars
<b>Standard profile clearance approx. (mm)</b>	5 mm, rubber spacers
<b>Automatic door systems</b>	Profile clearance of 3 mm available as an option for revolving door drives, in accordance with EN 16005
<b>Connection</b>	Plastic-coated stainless steel cable
<b>Max. width/profile length for individual section (mm):</b>	3000
<b>Profile width (mm)</b>	46.5
<b>Depth/walking depth for individual section (mm):</b>	800
<b>Mat divisions as per factory standards or customer specifications</b>	As of a profile length of 3000 mm or a maximum mat weight of 45 kg
<b>Support chassis</b>	Reinforced support chassis made using rigid aluminium with Premium sound absorbing insulation on the underside
<b>Tread surface</b>	The weather-resistant Outdoor insert for noticeably thorough removal of coarse dirt.
<b>Slip resistance</b>	R 11 slip resistance as per DIN 51130
<b>Flammability</b>	Fire classification for the complete mat system Cf1-s1 in accordance with EN 13501
<b>Pile material</b>	100% PA 6 (polyamide)
<b>Use classification EN1307</b>	class 33 (heavy commercial use)
<b>Colour fastness to artificial light ISO 105-B02</b>	excellent 7
<b>Colour fastness to rubbing ISO 105 X12</b>	good 4-5
<b>Colour fastness to water ISO 105 E01</b>	good 4-5
<b>Bacterial reduction EHEC ASTM-e2149</b>	22,4 %

<b>Bacterial reduction staphylococcus aureus ASTM-e2149</b>	17,3 %
<b>Bacterial reduction klebsiella pneumoniae ASTM-e2149</b>	9,8 %

Accessories
emco installation frame 500: 500-20 AL Aluminium
emco installation frame 500: 500-20 CN Chrome-nickel steel (V2A)
emco ramp edge: A17 Aluminium
emco T-profile: T17
emco cover strip: C17 Chrome-nickel steel (V2A)
emco INOX®: LINEO 17 Chrome-nickel steel (V2A)
emco INOX®: QUADRO 17 Chrome-nickel steel (V2A)
emco dirt collection well: 5000 AL Aluminium
emco dirt collection well: 5017 AL Aluminium
emco dirt collection well: 5000 CN Chrome-nickel steel (V2A)
emco dirt collection well: 5017 CN Chrome-nickel steel (V2A)
emco special frame with substructure: A Version A: with installation frame, rectangular tube profiles, grid support and height adjustment.
emco special frame with substructure: B Version B: with installation frame, grid support and rectangular tube profiles
emco special frame with substructure: C Type C: with installation frame and rectangular tube profiles
Rubber underlay 1 mm: GU 1
Rubber underlay 3 mm: GU 3
Rubber underlay 5 mm: GU 5
Mat joining brackets: MV Supplied as standard with mats in several parts

## Model 517 PSL Outdoor

### Suitable for:

Residential and care homes

Arena

medical practice

Train station

DIY store

Offices and administrative buildings

Family home

Shopping centre

Retail sector

University / Higher education institution

airport

Hotel

Industry

Kindergarten/Nursery

Clinic/Hospital

Warehouse

Apartment building

Trade fair

School

Sports hall

Supermarket

### Service and services

Construction site advice

Dimensioning

Measured using laser measuring device on site.

Installation service


Fitting and installation service

Repairs


The product can be disposed of or recycled in an environmentally friendly way.

## Model 517 PSL Outdoor


### Colours



Anthracite



Brown



Red

Subject to technical modifications

emco Bautechnik GmbH · Breslauer Straße 34 - 38 · D-49808 Lingen (Ems)  
· Germany · Phone: +49 (0) 591/9140-500 · Fax: +49 (0) 591/9140-852 · Email:  
bau@emco.de · www.emco-bau.com

