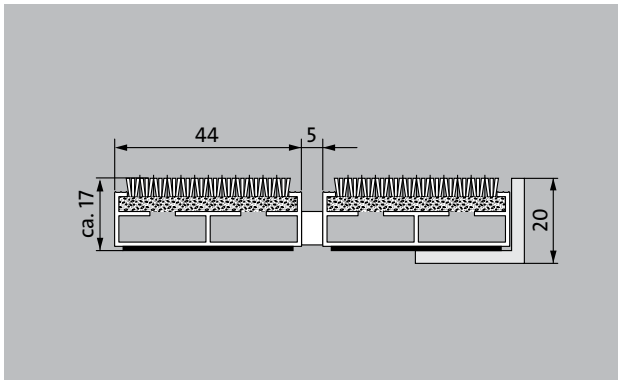


Model 517 PL Maximus Image



The extra-wide premium entrance mat with the Maximus Image insert for single-colour printing of individual colour preferences is the number-one choice for environments that call for a unique design and exceptional reduction of fine dirt. Optimally designed for buildings exposed to average to heavy footfall.

- 1
- 2
- 3 Indoor and outdoor (covered, Zone 1+2)

Description

Rollable and hard-wearing premium entrance mat with extra-wide profile bars and performance insert for supported installation options. Suitable for single-colour printing of individual colour preferences. Customisable widths and walking depths available without a compensation profile. Available in any geometric shape.



Indoor and outdoor (covered, Zone 1+2)



Street dust, hair, sand, ash, textile fibres, small leaves and twigs, etc.



Damp street dust, damp sand deposits, dust, etc.



R 12 slip resistance as per DIN 51130



5 years guarantee















































Bfl-s1



class 32 (general commercial use)

Model 517 PL Maximus Image

Colours

							
I10 Lemon	I20 Yellow	I30 Yellow/ orange	I40 Orange	I50 Terracotta	I60 Red	I70 Oxide red	I80 Bordeaux
							
I90 Light red	I100 Cherry	I110 Purple	I120 Lilac	I130 Grape	I140 Magenta	I150 Peach	I160 Royal blue
							
I170 Light blue	I180 Petrol blue	I190 Emerald green	I200 Marine blue	I210 Dark green	I220 Mint	I230 Leaf green	I240 Reed green
							
I250 Green	I260 Brown	I270 Graphite	I280 Steel blue	I290 Light blue	I300 Silver	I310 Fawn brown	I320 Sand
							
I330 Chestnut	I340 Grey beige	I350 Blue grey	I360 Light grey	I370 Grey	I380 Dark grey	I390 Black	I400 White*
							
I410 Steel grey	I420 Gold	I430 Salmon pink	I440 Light green	I450 Sunset			

Model 517 PL Maximus Image

Approx. height (mm)	17	Accessories
Note on height	The insert can actually be approx. 2-3 mm higher due to the wear layer.	
Roll-over and drive-over capability:	Prams	
	Sack-/hand truck	
	Wheelchairs	
	Light shopping trolleys	
	hand trolleys	
Standard profile clearance approx. (mm)	5 mm, rubber spacers	
Automatic door systems	Profile clearance of 3 mm available as an option for revolving door drives, in accordance with EN 16005	
Connection	Plastic-coated steel cable	
Max. width/profile length for individual section (mm):	3000	
Profile width (mm)	44	
Depth/walking depth for individual section (mm):	1500	
Weight (kg/m²)	9.5	
Mat divisions as per factory standards or customer specifications	As of a profile length of 3000 mm or a maximum mat weight of 45 kg	
Support chassis	Made using rigid aluminium with Premium sound absorbing insulation on the underside	
Tread surface	The Maximus Image insert is suitable for single-colour printing in a personally chosen colour.	
Slip resistance	R 12 slip resistance as per DIN 51130	
Flammability	Fire classification for the complete mat system Bfl-s1 in accordance with EN 13501	
Pile material	100% PA 6.6 (polyamide)	
Use classification EN1307	class 33 (heavy commercial use)	
Colour fastness to artificial light ISO 105-B02	good 5-6	
Colour fastness to rubbing ISO 105 X12	good 5	
Colour fastness to water ISO 105 E01	good 5	
Bacterial reduction EHEC ASTM-e2149	29,4 %	
Bacterial reduction staphylococcus aureus ASTM-e2149	16,7 %	
Bacterial reduction klebsiella pneumoniae ASTM-e2149	68,2 %	
		Suitable for:
		Residential and care homes
		medical practice
		Offices and administrative buildings
		Family home
		Retail sector
		Hotel
		Kindergarten/Nursery
		Apartment building
		School
		Sports hall
		Insert certified to TÜV PROFICERT- product interior (Standard)
		French VOC regulation
		LEED v4 (outside North America)
		BREEAM Exemplary Level
		Belgian VOC regulation
		AgBB (Committee for Health-related Evaluation of Building Products)
		MVV TB Appendix 8, 9 / ABG
		Service and services
		Construction site advice
		Dimensioning
		Measured using laser measuring device on site.
		Installation service
		Fitting and installation service
		Repairs
		The product can be disposed of or recycled in an environmentally friendly way.

Subject to technical modifications

emco Bautechnik GmbH · Breslauer Straße 34 - 38 · D-49808 Lingen (Ems)
 · Germany · Phone: +49 (0) 591/9140-500 · Fax: +49 (0) 591/9140-852 · Email:
 bau@emco.de · www.emco-bau.com