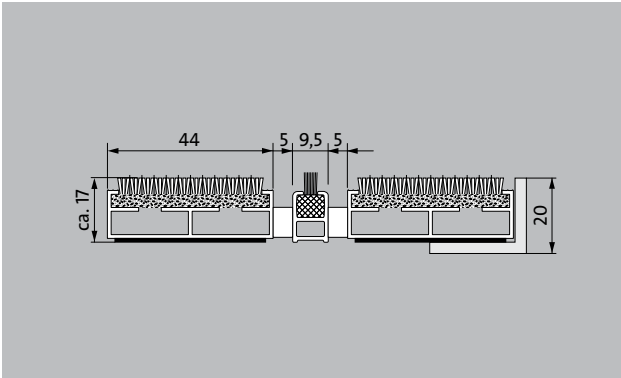



Model 517 PL Maximus B



The extra-wide premium entrance mat with the stylish, carpet-look Maximus insert stands out from the crowd with its premium-quality tufted velour and high-end design. Particularly ideal for collecting fine dirt. The additional profile offers even more cleaning power. Optimally designed for buildings exposed to average to heavy footfall.

- 1
 - 2
 - 3
- Indoor and outdoor (covered, Zone 1+2)

Description

Rollable and hard-wearing premium entrance mat with extra-wide profile bars and performance insert for supported installation options. Customisable widths and walking depths available without a compensation profile. Available in any geometric shape.

				
Indoor and outdoor (covered, Zone 1+2)	Street dust, hair, sand, ash, textile fibres, small leaves and twigs, etc.	Damp street dust, damp sand deposits, dust, etc.	5 years guarantee	class 32 (general commercial use)

emco DIPLOMAT Premium Large With Maximus insert and brush strip

Model 517 PL Maximus B

Approx. height (mm)	17	Suitable for:	
Roll-over and drive-over capability:	Prams	Residential and care homes	
	Sack-/hand truck	medical practice	
	Wheelchairs	Offices and administrative buildings	
Standard profile clearance approx. (mm)	5 mm, rubber spacers	Family home	
Automatic door systems	Profile clearance of 3 mm available as an option for revolving door drives, in accordance with EN 16005	Retail sector	
Connection	Plastic-coated stainless steel cable	Hotel	
Max. width/profile length for individual section (mm):	3000	Kindergarten/Nursery	
Profile width (mm)	44	Apartment building	
Depth/walking depth for individual section (mm):	1500	School	
Weight (kg/m²)	10,0	Sports hall	
Mat divisions as per factory standards or customer specifications	As of a profile length of 3000 mm or a maximum mat weight of 45 kg		
Support chassis	Made using rigid aluminium with Premium sound absorbing insulation on the underside	Insert certified to TÜV PROFICERT- product interior (Standard)	
Tread surface	The stylish Maximus insert stands out from the crowd with its premium-quality tufted velour and high-end design. The additional profile increases the cleaning power.	French VOC regulation	
Pile material	100% PA 6.6 (polyamide)	LEED v4 (outside North America)	
Use classification EN1307	class 33 (heavy commercial use)	BREEAM Exemplary Level	
		Belgian VOC regulation	
		AgBB (Committee for Health-related Evaluation of Building Products)	
		MVV TB Appendix 8, 9 / ABG	
		Service and services	
		Construction site advice	
		Dimensioning	
		Measured using laser measuring device on site.	
		Installation service	
		Fitting and installation service	
		Repairs	
		The product can be disposed of or recycled in an environmentally friendly way.	
Accessories			
	emco installation frame 500: 500-20 AL Aluminium		
	emco installation frame 500: 500-20 AL NEU Aluminium		
	emco installation frame 500: 500-20 CN Chrome-nickel steel (V2A)		
	emco ramp edge: A17 Aluminium		
	emco T-profile: T17		
	emco cover strip: C17 Chrome-nickel steel (V2A)		
	emco INOX®: LINEO 17 Chrome-nickel steel (V2A)		
	emco INOX®: QUADRO 17 Chrome-nickel steel (V2A)		
	Rubber underlay 1 mm: GU 1		
	Rubber underlay 3 mm: GU 3		
	Rubber underlay 5 mm: GU 5		
	Mat joining brackets: MV Supplied as standard with mats in several parts		

Model 517 PL Maximus B

Colours



Black 80.01



Black mottled 81.01




Anthracite 80.02



Brown 80.04




Red 80.07



grey

Model 517 PL Maximus B

Colours



Black

Subject to technical modifications

emco Bautechnik GmbH · Breslauer Straße 34 - 38 · D-49808 Lingen (Ems)
· Germany · Phone: +49 (0) 591/9140-500 · Fax: +49 (0) 591/9140-852 · Email:
bau@emco.de · www.emco-bau.com