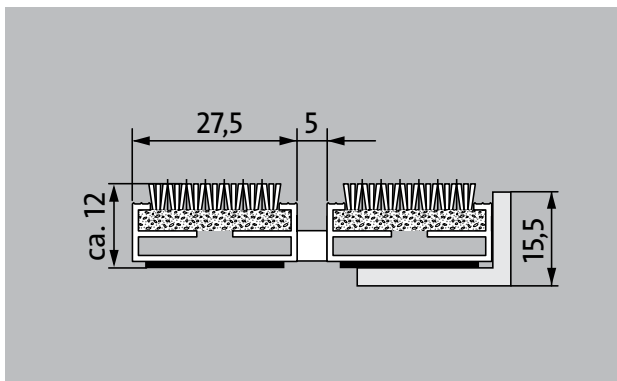



Model 512 P Maximus Image



The premium entrance mat with the Maximus Image insert for single-colour printing of individual colour preferences is the number-one choice for environments that call for a unique design and exceptional reduction of fine dirt. Optimally designed for buildings exposed to average to heavy footfall.

- 1**
 - 2**
 - 3**
- Indoor and outdoor (covered, Zone 1+2)

Description

Rollable and hard-wearing premium entrance mat with performance insert for supported installation options. Suitable for single-colour printing of individual colour preferences. Customisable widths and walking depths available without a compensation profile. Available in any geometric shape.



Indoor and outdoor (covered, Zone 1+2)



Street dust, hair, sand, ash, textile fibres, small leaves and twigs, etc.



Damp street dust, damp sand deposits, dust, etc.



R 12 slip resistance as per DIN 51130



5 years guarantee



Bfl-s1















































class 32 (general commercial use)



Model 512 P Maximus Image

Colours

| | | | | | | | |
|---|---|---|---|---|--|---|---|
|  |  |  |  |  |  |  |  |
| I10 Lemon | I20 Yellow | I30 Yellow/ orange | I40 Orange | I50 Terracotta | I60 Red | I70 Oxide red | I80 Bordeaux |
|  |  |  |  |  |  |  |  |
| I90 Light red | I100 Cherry | I110 Purple | I120 Lilac | I130 Grape | I140 Magenta | I150 Peach | I160 Royal blue |
|  |  |  |  |  |  |  |  |
| I170 Light blue | I180 Petrol blue | I190 Emerald green | I200 Marine blue | I210 Dark green | I220 Mint | I230 Leaf green | I240 Reed green |
|  |  |  |  |  |  |  |  |
| I250 Green | I260 Brown | I270 Graphite | I280 Steel blue | I290 Light blue | I300 Silver | I310 Fawn brown | I320 Sand |
|  |  |  |  |  |  |  |  |
| I330 Chestnut | I340 Grey beige | I350 Blue grey | I360 Light grey | I370 Grey | I380 Dark grey | I390 Black | I400 White* |
|  |  |  |  |  | | | |
| I410 Steel grey | I420 Gold | I430 Salmon pink | I440 Light green | I450 Sunset | | | |

Model 512 P Maximus Image

| | | | |
|--|---|--|--------|
| Approx. height (mm) | 12 | Bacterial reduction klebsiella pneumoniae ASTM-e2149 | 68,2 % |
| Note on height | The insert can actually be approx. 2-3 mm higher due to the wear layer. | | |
| Roll-over and drive-over capability: | Prams | Accessories | |
| | Sack-/hand truck | emco installation frame 500: 500-15 AL Aluminium | |
| | Wheelchairs | emco installation frame 500: 500-15 CN Chrome-nickel steel (V2A) | |
| Standard profile clearance approx. (mm) | 5 mm, rubber spacers | emco ramp edge: A12 Aluminium | |
| Automatic door systems | Profile clearance of 3 mm available as an option for revolving door drives, in accordance with EN 16005 | emco cover strip: C12 Chrome-nickel steel (V2A) | |
| Connection | Plastic-coated steel cable | emco INOX®: LINEO 12 Chrome-nickel steel (V2A) | |
| Max. width/profile length for individual section (mm): | 3000 | Rubber underlay 1 mm: GU 1 | |
| Profile width (mm) | 27,5 | Rubber underlay 3 mm: GU 3 | |
| Depth/walking depth for individual section (mm): | 1500 | Rubber underlay 5 mm: GU 5 | |
| Weight (kg/m²) | 8,7 | Mat joining brackets: MV Supplied as standard with mats in several parts | |
| Mat divisions as per factory standards or customer specifications | from a profile length of 3000 mm or a maximum mat weight of 25 kg | Suitable for: | |
| Support chassis | Made using rigid aluminium with Premium sound absorbing insulation on the underside | Residential and care homes | |
| Tread surface | The Maximus Image insert is suitable for single-colour printing in a personally chosen colour. | medical practice | |
| Slip resistance | R 12 slip resistance as per DIN 51130 | Family home | |
| Flammability | Fire classification for the complete mat system Bfl-s1 in accordance with EN 13501 | Apartment building | |
| Pile material | 100% PA 6.6 (polyamide) | Sports hall | |
| Use classification EN1307 | class 33 (heavy commercial use) | Insert certified to TÜV PROFICERT- product interior (Standard) | |
| Colour fastness to artificial light ISO 105-B02 | good 5-6 | French VOC regulation | |
| Colour fastness to rubbing ISO 105 X12 | good 5 | LEED v4 (outside North America) | |
| Colour fastness to water ISO 105 E01 | good 5 | BREEAM Exemplary Level | |
| Bacterial reduction EHEC ASTM-e2149 | 29,4 % | Belgian VOC regulation | |
| Bacterial reduction staphylococcus aureus ASTM-e2149 | 16,7 % | AgBB (Committee for Health-related Evaluation of Building Products) | |
| | | MVV TB Appendix 8, 9 / ABG | |
| | | Service and services | |
| | | Construction site advice | |
| | | Dimensioning | |
| | | Measured using laser measuring device on site. | |
| | | Installation service | |
| | | Fitting and installation service | |
| | | Repairs | |
| | | The product can be disposed of or recycled in an environmentally friendly way. | |

Subject to technical modifications

emco Bautechnik GmbH · Breslauer Straße 34 - 38 · D-49808 Lingen (Ems)
 · Germany · Phone: +49 (0) 591/9140-500 · Fax: +49 (0) 591/9140-852 · Email:
 bau@emco.de · www.emco-bau.com