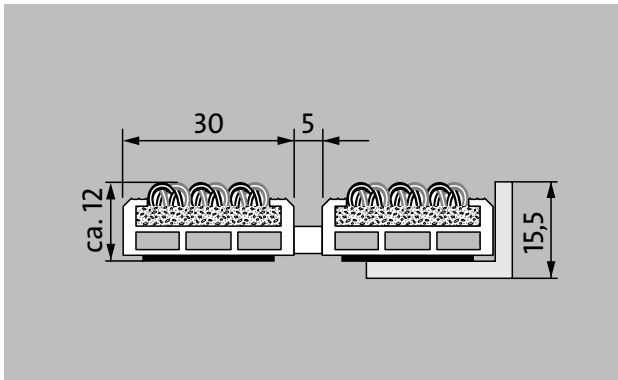


## Model 512 PS Outdoor




The weatherproof Premium entrance mat with the Outdoor insert for the noticeably thorough removal of coarse dirt. Ideal for buildings with normal to heavy loads.



### Description

Rollable, extremely hard-wearing, premium entrance mat with performance insert for supported installation options. Also capable of withstanding wheeled traffic. Customisable widths and walking depths available without a compensation profile. Available in any geometric shape.



Outside  
(Zone 1)



Street dust,  
hair, sand,  
ash, textile  
fibres, small  
leaves and  
twigs, loose  
chippings,  
coarse sand,  
small gravel  
particles



R 11 slip resis-  
tance as per  
DIN 51130



5 years gua-  
rantee



Cfl-s1




class 33 (heavy  
commercial  
use)

## Model 512 PS Outdoor

<b>Approx. height (mm)</b>	12	<b>Bacterial reduction staphylococcus aureus ASTM-e2149</b>	17,3 %
<b>Roll-over and drive-over capability:</b>	Prams	<b>Bacterial reduction klebsiella pneumoniae ASTM-e2149</b>	9,8 %
	Sack-/hand truck		
	Wheelchairs		
	Light shopping trolleys		
	hand trolleys		
	pallet trucks		
<b>Standard profile clearance approx. (mm)</b>	5 mm, rubber spacers	<b>Accessories</b>	
<b>Automatic door systems</b>	Profile clearance of 3 mm available as an option for revolving door drives, in accordance with EN 16005	emco installation frame 500: 500-15 AL Aluminium	
<b>Connection</b>	Plastic-coated stainless steel cable	emco installation frame 500: 500-15 CN Chrome-nickel steel (V2A)	
<b>Max. width/profile length for individual section (mm):</b>	3000	emco ramp edge: A12 Aluminium	
<b>Profile width (mm)</b>	30	emco cover strip: C12 Chrome-nickel steel (V2A)	
<b>Depth/walking depth for individual section (mm):</b>	1500	emco INOX®: LINEO 12 Chrome-nickel steel (V2A)	
<b>Weight (kg/m<sup>2</sup>)</b>	11,6	Rubber underlay 1 mm: GU 1	
<b>Mat divisions as per factory standards or customer specifications</b>	from a profile length of 3000 mm or a maximum mat weight of 25 kg	Rubber underlay 3 mm: GU 3	
<b>Support chassis</b>	Reinforced support chassis made using rigid aluminium with Premium sound absorbing insulation on the underside	Rubber underlay 5 mm: GU 5	
<b>Tread surface</b>	The weather-resistant Outdoor insert for noticeably thorough removal of coarse dirt.	Mat joining brackets: MV Supplied as standard with mats in several parts	
<b>Slip resistance</b>	R 11 slip resistance as per DIN 51130	<b>Suitable for:</b>	
<b>Flammability</b>	Fire classification for the complete mat system CfI-s1 in accordance with EN 13501	Residential and care homes	
<b>Pile material</b>	100% PA 6 (polyamide)	medical practice	
<b>Use classification EN1307</b>	class 33 (heavy commercial use)	Offices and administrative buildings	
<b>Colour fastness to artificial light ISO 105-B02</b>	excellent 7	Family home	
<b>Colour fastness to rubbing ISO 105 X12</b>	good 4-5	Retail sector	
<b>Colour fastness to water ISO 105 E01</b>	good 4-5	Hotel	
<b>Bacterial reduction EHEC ASTM-e2149</b>	22,4 %	Kindergarten/Nursery	
		Apartment building	
		School	
		Sports hall	
		<b>Service and services</b>	
		Construction site advice	
		Dimensioning	
		Measured using laser measuring device on site.	
		Installation service	
		Fitting and installation service	
		Repairs	
		The product can be disposed of or recycled in an environmentally friendly way.	

## Model 512 PS Outdoor

### Colours



Anthracite



Brown



Red

Subject to technical modifications

emco Bautechnik GmbH · Breslauer Straße 34 - 38 · D-49808 Lingen (Ems)  
· Germany · Phone: +49 (0) 591/9140-500 · Fax: +49 (0) 591/9140-852 · Email:  
bau@emco.de · www.emco-bau.com