



emco mat alternatives

Exceptional solutions for
exceptional requirements

Designing clean entrances.

EMCO

emco X-TREME®

Can be driven on with heavy loads

The emcoX-TREME® roll-over and drive-over heavy-duty mat keeps things clean at vehicle entrances. Thanks to its patented brush construction, high-quality materials and careful workmanship, it removes the dirt clinging to tyres, rollers and shoe soles through active mechanical cleaning – excellent for collecting coarse dirt and ideal for all entrances where safety and cleanliness are especially important.



Lower
cleaning costs



Retrofitting
possible



Improved safety
at work



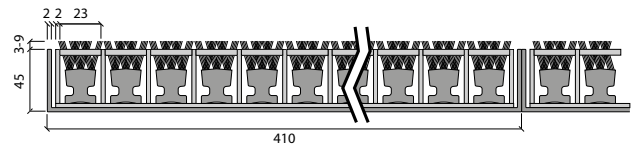
Better overall
impression



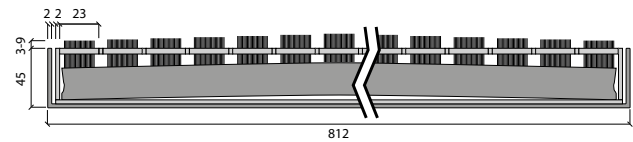
emco X-TREME®

The module, with a load capacity of up to 7.5 tonnes, consists of active brush chambers in a dirt-collection well with 2-mm-thick walls, with an integrated, 2-mm-thick grid that can be removed for cleaning.

The slanted angle of the bristles on 16 patented, pre-tensioned brush strips integrated into the grid ensures active mechanical cleaning.


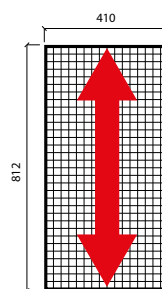


emco X-TREME®: cross-section of elements



emco X-TREME®: longitudinal section of elements

Dimensions in mm (W x H x D)	Total weight (module + well)	Colour
410 x 45 x 812	24,5 kg	grey




The length and width of emco X-TREME® can be varied – simply by adding more modules.







- All the benefits of emco X-TREME® at a glance:**
- ☑ for vehicles of up to 7.5 t
 - ☑ removes up to 80% of the dirt
 - ☑ reduces cleaning costs
 - ☑ increases safety at work
 - ☑ creates a good impression through clean buildings
 - ☑ low maintenance and requires no power
 - ☑ easy to clean
 - ☑ long service life
 - ☑ retrofitting possible




Bristles
The patented slant on the nylon® bristles means that, when a load is placed on them, friction produces active mechanical cleaning. The bristles of different lengths dig deep into the tyre tread causing an automatic and intensive cleaning action.




Material
The brush body is made of hard and soft co-extruded plastics. The hard plastic ensures that the tension in the brush strips is uniform. The layer of soft plastic minimises the operational noise when vehicles drive over the mat.



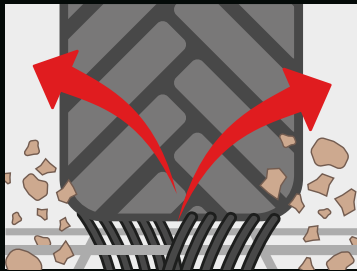
Roof shaped
The roof shape of the brush body ensures that dirt particles and liquid are diverted more effectively in the direction of the side channels leading to the floor well. And its slenderness means that dirt particles of up to 8 mm can be picked up by the mat.



Brush strip
The bristles on the pre-tensioned brush strips protrude up to 9mm over the grate, but are pushed back down under a load. This automatically causes vibrations that transport the dirt removed into the dirt-collection well. At the same time the bristles are protected from excessive wear.



Profile shape
The brush body is tapered towards its base, so that larger stones can fall more easily into the stainless-steel well once they have worked through the upper edge.



Operating principle
The slanted arrangement and pre-tensioning of the special brushes causes them to move when a vehicle drives over them. This improves the cleaning power – without the need for electricity.



emco **PLAZA**

Withstands heavy loads with no problem


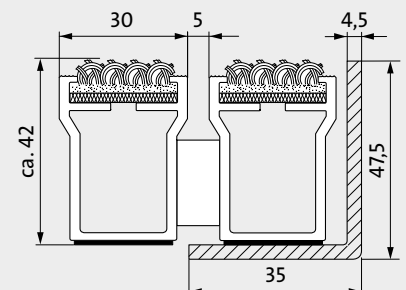
The profile height of emco PLAZA, with increased coarse and fine dirt absorption, makes it the perfect choice for buildings with very high foot fall, such as, shopping centres and airports. This extremely hard-wearing roll-up entrance mat can withstand the weight of pallet trucks and even vehicles weighing up to 7.5 tonnes – and it is no problem to produce an exact fit. Inserts are available for both indoor and outdoor areas.

Type	Insert	Approx. standard profile clearance ¹⁾ (mm)	Approx. height (mm)
542 S/R	Ribbed carpet	5	42
542 S/G	Rubber	5	42
542 S/CB	Cassette brush	5	42

S = Strong ¹⁾ rubber spacers



emco **PLAZA 542 S/R**



emco **PLAZA**
with ribbed carpet insert



emco **KADETT**

The extra-light mat in a durable material

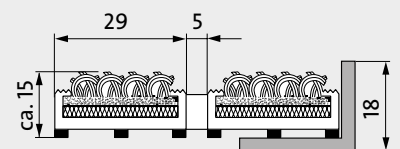
This entrance mat, made from light-grey high-quality hard plastic, has an impressively low weight and offers a different kind of mat design, thanks to its unusual material. It is therefore particularly good at picking up fine dirt and perfect for use on transport and passenger ships.

Type	Insert	Approx. standard profile clearance ¹⁾ (mm)	Approx. height (mm)
515 R	Ribbed carpet	5	15

¹⁾ rubber spacers



emco **KADETT 515 R**



emco **KADETT**
with ribbed
carpet insert



Certificates



Awards



Memberships/associations



emco Service



We know how diverse project requirements can be. That's why we are happy to work with you to develop solutions for your project and offer many other practical services:

- telephone, digital and personal project guidance
- technical measuring service
- personal contact at www.emco-bau.com
- texts for invitation to tender at www.emco-bau.com

emco Bautechnik GmbH
 Postfach 1860
 D-49803 Lingen (Ems)
 Germany
 Tel. (+49) 591 9140 500
 Fax (+49) 591 9140 852
 bau@emco.de

emco UK Ltd.
 5 Plough Road
 Wellington
 Telford
 TF1 1ET
 Tel. (+44) 01952 256446
 Fax (+44) 01952 262940
 enquiries@emcouk.co.uk

www.emco-bau.com

A member of the

