



# WELCOME

emco INOX®

The customised stainless steel profile for entrance mat systems

Designing clean entrances

**emco**



# emco INOX® Lineo

entrance mat with stainless steel profile

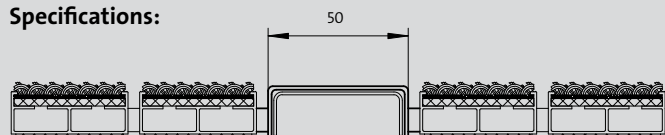
**Upgrade your entrance mat system using customised lettering to enhance your entrance area with the unique, emco INOX®.**

Effective entrance mat systems from emco are an impressively eye-catching feature which improve the appearance of any entrance area in a totally unique way. But you can further enhance this effect by adding

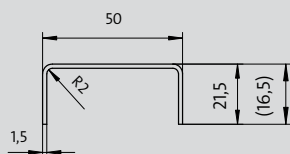
high-quality stainless steel lettering. The text is not simply printed onto the mat; but is laser-cut into a stainless steel profile which is permanently integrated in the entrance mat system. Judge the results for yourself:



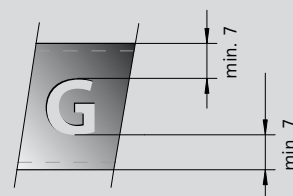
## Specifications:










An additional 1 mm thin sheet is inserted beneath the stainless steel profile and riveted to the areas of it which cannot be seen; this prevents dirt and debris from being pressed down into the letters.



Material: stainless steel



clearance ( lasered area ) max. 10 mm

emco INOX®	Construction height	Material thickness	Only for	Colour max.*	
Model Lineo 12	12 mm	1,5 mm	emco DIPLOMAT 510	1	 RAL 1023 Traffic yellow
Model Lineo 17	17 mm	1,5 mm	emco DIPLOMAT 517	1	 RAL 3020 Traffic red
Model Lineo 22	22 mm	1,5 mm	emco DIPLOMAT 522 / emco SENATOR 522	1	 RAL 5002 Ultramarine blue
					 RAL 7012 Basalt grey
					 RAL 8007 Fawn brown
					 RAL 6032 Signal green
					 RAL 9005 Jet black

\*Optional colours available. Standard colour is black.




# emco INOX® Quadro

emco stainless steel profile with enlarged logo plate.

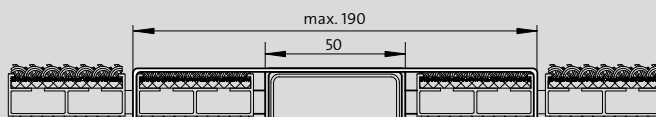
**Make your logo stand out even more with emco INOX® Quadro. This is a partially enlarged profile area.**

As with emco INOX®Lineo, there is the option of a coloured layer underneath. It is possible to have two colours: one in the logo area and one in the text area.

The advantage of an enlarged logo area is that it draws visitor's attention to the profile much more effectively, thus ensuring your logo is front and centre as soon as they reach the entrance area.










## Specifications:



Material and processing like emco INOX®Lineo. Dimensions of the extended logo area max. 300 x 190 mm



clearance ( lasered area ) max. 10 mm

emco INOX®	Construction height	Material thickness	Only for	Colour max.*	
Model <b>Quadro 17</b>	17 mm	1,5 mm	emco <b>DIPLOMAT</b> 517 (R), (G)	2	 RAL 1023 Traffic yellow
Model <b>Quadro 22</b>	22 mm	1,5 mm	emco <b>DIPLOMAT</b> 522 (R), (G)/emco <b>SENATOR</b> 522 (WR)	2	 RAL 3020 Traffic red
					 RAL 5002 Ultramarine blue
					 RAL 7012 Basalt grey
					 RAL 8007 Fawn brown
					 RAL 6032 Signal green
					 RAL 9005 Jet black

\* Optional colours available. Standard colour is black.  
2 colour setup. One colour in the larger logo area and one in the text area.

We reserve the right to make technical changes.



## Style of lettering and options

A B C D E F G H I J K L M N O P Q R S T U V W X Y Z

a b c d e f g h i j k l m n o p q r s t u v w x y z

0 1 2 3 4 5 6 7 8 9 ß & ä ü ö Ä Ü Ö

Custom lettering and logos are required as a drawing ( pathes ) to avoid misinterpretation. Due to technical reasons, emco will implement connections within the letters for stabilisation. If there is no special font required, the standard-font ARIAL will be used. ( as above )

*Pictures in this brochure show lettering in individual and special formats.*



emco **INOX**® Watch the video now!



EN 1116 – Subject to technical modifications.

emco Bau- und Klimatechnik  
GmbH & Co. KG  
Postfach 1860  
D-49803 Lingen (Ems)  
Germany  
Tel. +49 (0) 591 9140-0  
Fax +49 (0) 591 9140-852  
bau@emco.de

[www.emco.de](http://www.emco.de)

emco UK Ltd  
5 Plough Road  
Wellington  
Telford  
TF1 1ET  
Tel. (+44) 01952 256446  
Fax (+44) 01952 262940  
enquiries@emcouk.co.uk

A member of the

