


# Model SCRATCH2 tiles



Profiled and effective



Indoor areas (zone 3)

### Description

emco SCRATCH2 fulfils a dual function by means of a new type of material combination: Coarse dirt is brushed off and moisture is absorbed in the best possible way. Up to 90% less dirt is carried into the interior. This ensures that the value of your carpet, parquet flooring or stone floor is effectively retained. An investment that pays for itself: emco SCRATCH2 saves up to 65% of cleaning costs. In order to benefit from the maximum clean-off effect, emco SCRATCH2 should be laid with the rows running at right angles to the direction in which people will walk across it.



Anti-static



DS (EN 13893)



Resistant strength



Bfl-s1



High



class 33 (heavy commercial use)

# Model SCRATCH2 tiles

<b>Construction</b>	Tufting-Velours 1/8"
<b>Pile above substrate</b>	100% polyamide ECONYL
<b>Substrate material</b>	Polyester fleece
<b>Backing material</b>	Bitumen
<b>Pile weight / fibre weight</b>	750
<b>Total weight (g/m<sup>2</sup>)</b>	3.850
<b>Overall height (mm)</b>	9
<b>Tuft density/m<sup>2</sup></b>	116.000
<b>Slip resistance</b>	DS (EN 13893)
<b>Certificates</b>	CE conformity EN 14041 (rolls only)
<b>Supplied as tiles</b>	approx. 50 x 50 cm without a border (with asphalt coating)
<b>Product characteristics</b>	Soiling and moisture absorption

<b>Laying</b>	Clean-off tiles must be removed from their packaging and allowed to stand for 24 hours to acclimatise. Our clean-off tiles are suitable for laying without bonding due to the heavy-duty bitumen coating. However, to prevent the tiles from shifting/slipping and the edges lifting during use, we recommend that tiles are laid on a self-levelling tackifier. Direction of fibres: the arrow on the reverse of each tile indicates the direction they are to be laid in. Check before laying whether the tiles are to be laid in the same direction or in a chessboard pattern. Underfloor heating: clean-off tiles provide excellent heat insulation and therefore reduce the performance of underfloor heating. We do not recommend laying our tiles on underfloor heating systems.
<b>Cleaning</b>	Dirt removal with powerful brush vacuum cleaner. The spray extraction process is recommended for periodic basic cleaning. Cleaning with plenty of water is absolutely no problem, water temperature should not be above 40°C. Do not use chlorinated hydrocarbon (Tetra).
<b>Brand</b>	emco



## Model SCRATCH2 tiles

### Colours




40.11 black




40.12 anthracite




40.13 grey



40.14 brown



40.15 beige



40.16 petrol

Subject to technical modifications

emco Bautechnik GmbH · Memeler Straße 30 · D-42781 Haan · Germany · Tel.:  
+49 (0)21 29/34 75 80 · Telefax: +49 (0)21 29/34 75 810 · E-Mail: sauberlauf@  
emco.de · [www.emco-bau.com](http://www.emco-bau.com)