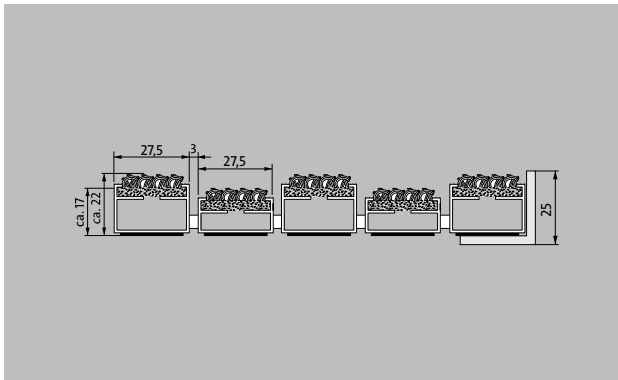



emco DIPLOMAT Original With ribbed carpet insert

Model 522 TLS R



The emco entrance mat as a guidance system for the visually impaired

- 1
 - 2
 - 3
- Indoor and outdoor (covered, Zone 1+2)

Description

The emco guidance system for the visually impaired is tactile and comes in high-contrast colours with different profile heights and profiles that run longitudinally to the direction of traffic, enabling blind and visually impaired people to find doors, stairs, lifts etc. as well as providing orientation in larger areas. Ideal guidance with cleaning effect through the entrance to the building. The guidance system also draws attention to obstacles and possible dangers. The floor guidance system can also facilitate orientation for people with no visual impairment. Optionally available with textured ground surface indicators and painted aluminium profiles.



Indoor and outdoor (covered, Zone 1+2)



Street dust, hair, sand, ash, textile fibres, small leaves and twigs, etc.



The emco entrance mat as a guidance system for the visually impaired



4 year warranty

Model 522 TLS R

Approx. height (mm)	22
Roll-over and drive-over capability:	Prams Sack-/hand truck Wheelchairs Light shopping trolleys hand trolleys
Standard profile clearance approx. (mm)	3 mm, rubber spacers
Connection	With threaded rod
Max. width/profile length for individual section (mm):	3000
available in the following widths (mm)	153, 214, 275, 336, 397, 458, 519, 580
Weight (kg/m²)	9,6
Mat division as per factory standards	From a profile length of 3000 mm or a maximum mat weight of 30 kg. For profile lengths above 2300 mm, a surcharge is applicable. Mat deviations/splits possible at customer's request.
Support chassis	made of rigid aluminium with sound insulation underlay. In the area of the tactile guidance system, the profiles are laid alternately in two heights.
Tread surface	Recessed, robust, weather-proof, ribbed carpet strips.
Pile material	100% PP (polypropylene)
Colour fastness to artificial light ISO 105-B02	good 6

Colour fastness to rubbing ISO 105 X12	good 4
Colour fastness to water ISO 105 E01	good 5

Accessories

emco installation frame 500: 500-25 AL Aluminium

emco installation frame 500: 500-25 CN Chrome-nickel steel (V2A)

Suitable for:

Retirement homes and Care-/Nursery Homes

medical practice

Offices and administrative buildings

Family home

Retail sector

Hotel

Kindergarten/Nursery

Apartment building

School

Sports hall

Service and services

Construction site advice

Measured using laser measuring device on site.

Fitting and installation service

The product can be disposed of or recycled in an environmentally friendly way.


emco DIPLOMAT Original With ribbed carpet insert

Model 522 TLS R

Colours



Anthracite no. 200



Light grey no. 220

Warranty conditions are available at:
www.emco-bau.com/en/warranty-conditions/

Subject to technical modifications

emco Bautechnik GmbH · Breslauer Straße 34 - 38 · D-49808 Lingen (Ems)
· Germany · Phone: +49 (0) 591/9140-500 · Fax: +49 (0) 591/9140-852 · Email:
bau@emco.de · www.emco-bau.com

