



Model 522 SRB



The original entrance mat with the effective, coarse-fibre rib insert is exceptionally abrasion resistant and offers maximum dimensional stability. Particularly ideal for collecting fine dirt. The additional profile offers even more cleaning power. Optimally designed for buildings exposed to extreme footfall.

- 1
 - 2
 - 3
- Indoor and outdoor (covered, Zone 1+2)

Description

Roll-up, extremely hard-wearing Original entrance mat with Standard insert for surface installation. Customisable width and depth without alignment profile. Available in any geometric shape.



			
Indoor and outdoor (covered, Zone 1+2)	Street dust, hair, sand, ash, textile fibres, small leaves and twigs, etc.		4 year warranty

emco MARSCHALL Original With ribbed carpet insert and brush strip

Model 522 SRB

Approx. height (mm)	22
Roll-over and drive-over capability:	Prams Sack-/hand truck Wheelchairs
Standard profile clearance approx. (mm)	5 mm, rubber spacers
Revolving door drives	Our mats with a profile spacing of 3mm in accordance with DIN EN 16005 are available for revolving door drives.
Connection	Plastic-coated steel cable
Max. width/profile length for individual section (mm):	3000
Profile width (mm)	30
Weight (kg/m²)	14,3
Mat division as per factory standards	From a profile length of 3000 mm or a maximum mat weight of 30 kg. For profile lengths above 2300 mm, a surcharge is applicable. Mat deviations/splits possible at customer's request.
Support chassis	Reinforced support chassis made using rigid aluminium with sound absorbing insulation on the underside
Support chassis colour	Anodised colours for an additional charge: EV3 gold, C33 mid-bronze, C35 black or C31 stainless steel
Tread surface	Recessed, robust, weather-proof, ribbed carpet strips, also with brush strips mounted between the profiles.
Flammability	Insert available on request (surcharge applicable) with fire classification Cfl-s1 according to EN 13501.
Pile material	100% PP (polypropylene)
Colour fastness to artificial light ISO 105-B02	good 6
Colour fastness to rubbing ISO 105 X12	good 4
Colour fastness to water ISO 105 E01	good 5

Accessories
emco installation frame 500: 500-25 AL Aluminium
emco installation frame 500: 500-25 CN Chrome-nickel steel (V2A)
emco ramp edge: A17 Aluminium
emco T-profile: T22
emco cover strip: C22 Chrome-nickel steel (V2A)
emco INOX®: LINEO 22 Chrome-nickel steel (V2A)
emco INOX®: QUADRO 22 Chrome-nickel steel (V2A)
emco dirt collection well: 5522AL Aluminium
emco dirt collection well: 5522CN Chrome-nickel steel (V2A)
Rubber underlay 1 mm: GU 1
Rubber underlay 3 mm: GU 3
Rubber underlay 5 mm: GU 5
Mat joining brackets: MV Supplied as standard with mats in several parts

Suitable for:
Retirement homes and Care-/Nursery Homes
Arena
medical practice
Train station
DIY store
Offices and administrative buildings
Family home
Shopping centre
Retail sector
University / Higher education institution
airport
Hotel
Industry
Kindergarten/Nursery
Warehouse
Apartment building
Trade fair
School
Sports hall

Model 522 SRB

Service and services
Construction site advice
Dimensioning
Measured using laser measuring device on site.

Installation service
Fitting and installation service
Repairs
The product can be disposed of or recycled in an environmentally friendly way.

Model 522 SRB

Colours



Light grey no. 220



Anthracite no. 200




Red no. 305



Brown no. 485




Sand no. 430



grey

Model 522 SRB

Colours



Black

Warranty conditions are available at:
www.emco-bau.com/en/warranty-conditions/

Subject to technical modifications/Colours may deviate due to production processes

emco Bautechnik GmbH · Breslauer Straße 34 - 38 · D-49808 Lingen (Ems)
Germany · Phone: +49 (0) 591/9140-500 · Fax: +49 (0) 591/9140-852
Email: bau@emco.de · www.emco-bau.com