



# Model 522 SRB





The original entrance mat with the effective, coarse-fibre rib insert is exceptionally abrasion resistant and offers maximum dimensional stability. Particularly ideal for collecting fine dirt. The additional profile offers even more cleaning power. Optimally designed for buildings exposed to extreme footfall.

- 1 2 3 Indoor and outdoor (covered, Zone 1+2)

### Description

Roll-up, extremely hard-wearing Original entrance mat with Standard insert for surface installation. Customisable width and depth without alignment profile. Available in any geometric shape.



-  Indoor and outdoor (covered, Zone 1+2)
-  Street dust, hair, sand, ash, textile fibres, small leaves and twigs, etc.
-  4 year warranty

# emco MARSCHALL Original With ribbed carpet insert and brush strip

## Model 522 SRB

|   |   |
|---|---|
| <b>Approx. height (mm)</b>                                    | 22  |
| <b>Roll-over and drive-over capability:</b>                   | Prams<br>Sack-/hand truck<br>Wheelchairs  |
| <b>Standard profile clearance approx. (mm)</b>                | 5 mm, rubber spacers  |
| <b>Automatic door systems</b>                                 | Profile clearance of 3 mm available as an option for revolving door drives, in accordance with EN 16005   |
| <b>Connection</b>   | Plastic-coated steel cable  |
| <b>Max. width/profile length for individual section (mm):</b> | 3000  |
| <b>Profile width (mm)</b>                                     | 30  |
| <b>Depth/walking depth for individual section (mm):</b>       | 3000  |
| <b>Weight (kg/m<sup>2</sup>)</b>                              | 14,3  |
| <b>Mat division as per factory standards</b>                  | From a profile length of 3000 mm or a maximum mat weight of 30 kg. For profile lengths above 2300 mm, a surcharge is applicable. Mat divisions/splits possible at customer's request. |
| <b>Support chassis</b>  | Reinforced support chassis made using rigid aluminium with sound absorbing insulation on the underside  |
| <b>Support chassis colour</b>                                 | Aluminium as standard. Anodised colours for an additional charge: EV3 gold, C33 mid-bronze, C35 black or C31 stainless steel  |
| <b>Tread surface</b>  | Recessed, robust, weather-proof, ribbed carpet strips, also with brush strips mounted between the profiles.   |
| <b>Flammability</b>   | Insert available on request (surcharge applicable) with fire classification Cfl-s1 according to EN 13501.   |
| <b>Pile material</b>  | 100% PP (polypropylene)   |
| <b>Colour fastness to artificial light ISO 105-B02</b>        | good 6  |
| <b>Colour fastness to rubbing ISO 105 X12</b>                 | good 4  |
| <b>Colour fastness to water ISO 105 E01</b>                   | good 5  |

| Accessories  |
|--|
| emco installation frame 500: 500-25 AL Aluminium                         |
| emco installation frame 500: 500-25 CN Chrome-nickel steel (V2A)         |
| emco LUMINA: LUMINA Aluminium  |
| emco LUMINA: LUMINA + LED Aluminium                                      |
| emco LUMINA: LUMINA VIA Aluminium  |
| emco ramp edge: A17 Aluminium  |
| emco T-profile: T22  |
| emco cover strip: C22 Chrome-nickel steel (V2A)                          |
| emco INOX®: LINEO 22 Chrome-nickel steel (V2A)                           |
| emco INOX®: QUADRO 22 Chrome-nickel steel (V2A)                          |
| emco dirt collection well: 5522AL Aluminium                              |
| emco dirt collection well: 5522CN Chrome-nickel steel (V2A)              |
| emco dirt collection well: 5522AL Aluminium                              |
| emco dirt collection well: 5522CN Chrome-nickel steel (V2A)              |
| Rubber underlay 3 mm: GU 3   |
| Rubber underlay 5 mm: GU 5   |
| Rubber underlay 1 mm: GU 1   |
| Mat joining brackets: MV Supplied as standard with mats in several parts |

# emco MARSCHALL Original With ribbed carpet insert and brush strip

## Model 522 SRB

### Suitable for:

Retirement homes and Care-/Nursery Homes

Arena

medical practice

Train station

DIY store

Offices and administrative buildings

Family home

Shopping centre

Retail sector

University / Higher education institution

airport

Hotel

Industry

Kindergarten/Nursery

Warehouse

Apartment building

Trade fair

School

Sports hall

### Service and services

Construction site advice

Dimensioning

Measured using laser measuring device on site.

Installation service

Fitting and installation service

Repairs

The product can be disposed of or recycled in an environmentally friendly way.

# Model 522 SRB

Colours



Light grey no. 220



Anthracite no. 200




Red no. 305



Brown no. 485



Sand no. 430




grey

**emco MARSCHALL Original With ribbed carpet insert and brush strip**

---

## **Model 522 SRB**

**Colours**



Black

Warranty conditions are available at:  
[www.emco-bau.com/en/warranty-conditions/](http://www.emco-bau.com/en/warranty-conditions/)

Subject to technical modifications

emco Bautechnik GmbH · Breslauer Straße 34 - 38 · D-49808 Lingen (Ems)  
· Germany · Phone: +49 (0) 591/9140-500 · Fax: +49 (0) 591/9140-852 · Email:  
[bau@emco.de](mailto:bau@emco.de) · [www.emco-bau.com](http://www.emco-bau.com)

**EMCO**