



Model 522 SGK



The original entrance mat with the profiled rubber insert for noticeably thorough removal of coarse dirt. The additional profile offers even more cleaning power. Optimally designed for buildings exposed to extreme footfall.



Outside (Zone 1)

Description

Roll-up, extremely hard-wearing Original entrance mat with Standard insert for surface installation. Customisable width and depth without alignment profile. Available in any geometric shape.



Outside
(Zone 1)



Street dust,
hair, sand,
ash, textile
fibres, small
leaves and
twigs, loose
chippings,
coarse sand,
small gravel
particles




Quality assurance courtesy
of Bielefeld
University of Applied
Sciences



Extremely
durable



4 year warranty



Model 522 SGK

Approx. height (mm)	22
Roll-over and drive-over capability:	Prams Sack-/hand truck Wheelchairs
Standard profile clearance approx. (mm)	5 mm, rubber spacers
Automatic door systems	Profile clearance of 3 mm available as an option for revolving door drives, in accordance with EN 16005
Connection	Plastic-coated steel cable
Max. width/profile length for individual section (mm):	3000
Profile width (mm)	30
Depth/walking depth for individual section (mm):	3000
Weight (kg/m²)	19.4
Mat division as per factory standards	From a profile length of 3000 mm or a maximum mat weight of 30 kg. For profile lengths above 2300 mm, a surcharge is applicable. Mat deviations/splits possible at customer's request.
Support chassis	Reinforced support chassis made using rigid aluminium with sound absorbing insulation on the underside
Support chassis colour	Aluminium as standard. Anodised colours for an additional charge: EV3 gold, C33 mid-bronze, C35 black or C31 stainless steel
Tread surface	Recessed, robust, weather-proof profiled rubber inserts.
Flammability	Complete mat system available with fire classification Cfl-s1 in accordance with EN 13501 (tested by the Textiles & Flooring Institute GmbH).

Accessories
emco installation frame 500: 500-25 AL Aluminium
emco installation frame 500: 500-25 CN Chrome-nickel steel (V2A)
emco LUMINA: LUMINA Aluminium
emco LUMINA: LUMINA + LED Aluminium
emco LUMINA: LUMINA VIA Aluminium
emco ramp edge: A17 Aluminium
emco T-profile: T22
emco cover strip: C22 Chrome-nickel steel (V2A)
emco INOX®: LINEO 22 Chrome-nickel steel (V2A)
emco INOX®: QUADRO 22 Chrome-nickel steel (V2A)
emco dirt collection well: 5522AL Aluminium
emco dirt collection well: 5522CN Chrome-nickel steel (V2A)
emco dirt collection well: 5522AL Aluminium
emco dirt collection well: 5522CN Chrome-nickel steel (V2A)
Rubber underlay 3 mm: GU 3
Rubber underlay 5 mm: GU 5
Rubber underlay 1 mm: GU 1
emco special frame with substructure: A Version A: with installation frame, rectangular tube profiles, grid support and height adjustment.
emco special frame with substructure: B Version B: with installation frame, grid support and rectangular tube profiles
emco special frame with substructure: C Type C: with installation frame and rectangular tube profiles
Mat joining brackets: MV Supplied as standard with mats in several parts

Model 522 SGK

Suitable for:

Retirement homes and Care-/Nursery Homes

Arena

medical practice

Train station

DIY store

Offices and administrative buildings

Family home

Shopping centre

Retail sector

University / Higher education institution

airport

Hotel

Industry

Kindergarten/Nursery

Warehouse

Apartment building

Trade fair

School

Sports hall

Supermarket

Service and services

Construction site advice

Dimensioning

Measured using laser measuring device on site.

Installation service

Fitting and installation service


Ribbed carpet strips can be subsequently replaced on site by a emco service engineer (mobile ribbed carpet replacement machine).

Repairs

The product can be disposed of or recycled in an environmentally friendly way.

Model 522 SGK

Colours



black

Warranty conditions are available at:
www.emco-bau.com/en/warranty-conditions/

Subject to technical modifications

emco Bautechnik GmbH · Breslauer Straße 34 - 38 · D-49808 Lingen (Ems)
· Germany · Phone: +49 (0) 591/9140-500 · Fax: +49 (0) 591/9140-852 · Email:
bau@emco.de · www.emco-bau.com

