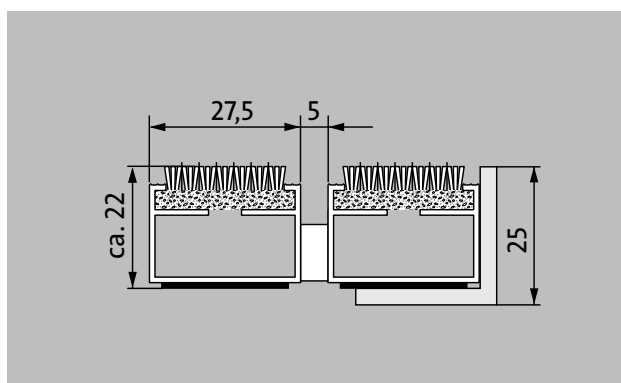



Model 522 P Maximus Image




The premium entrance mat with the Maximus Image insert for single-colour printing of individual colour preferences is the number-one choice for environments that call for a unique design and exceptional reduction of fine dirt. Optimally designed for buildings exposed to average to heavy footfall.

1 **2** **3** Indoor and outdoor
(covered, Zone 1+2)

Description

Rollable and hard-wearing premium entrance mat with performance insert for supported installation options. Suitable for single-colour printing of individual colour preferences. Customisable widths and walking depths available without a compensation profile. Available in any geometric shape.



Indoor and outdoor (covered, Zone 1+2)



Street dust, hair, sand, ash, textile fibres, small leaves and twigs, etc.



Damp street dust, damp sand deposits, dust, etc.



R 12 slip resistance as per DIN 51130



5 years guarantee



Bfl-s1



Property suitable inlay 33

Model 522 P Maximus Image

Colours



I10 Lemon



I20 Yellow




I30 Yellow/
orange




I40 Orange




I50 Terracotta



I60 Red




I70 Oxide red




I80 Bordeaux




I90 Light red



I100 Cherry



I110 Purple



I120 Lilac




I130 Grape



I140 Magenta




I150 Peach




I160 Royal blue




I170 Light blue




I180 Petrol blue




I190 Emerald
green




I200 Marine blue



I210 Dark green




I220 Mint




I230 Leaf green




I240 Reed green



I250 Green



I260 Brown



I270 Graphite



I280 Steel blue



I290 Light blue




I300 Silver




I310 Fawn brown




I320 Sand




I330 Chestnut




I340 Grey beige




I350 Blue grey




I360 Light grey




I370 Grey



I380 Dark grey




I390 Black



I400 White*




I410 Steel grey



I420 Gold



I430 Salmon
pink



I440 Light green



I450 Sunset

Model 522 P Maximus Image

Approx. height (mm)	22
Note on height	The insert can actually be approx. 2-3 mm higher due to the wear layer.
Roll-over and drive-over capability:	Prams Sack-/hand truck Wheelchairs Light shopping trolleys hand trolleys
Standard profile clearance approx. (mm)	5 mm, rubber spacers
Automatic door systems	Profile gaps, for revolving doors, available in 3mm according to DIN EN 16005
Connection	Plastic-coated steel cable
Profile width (mm)	27.5
Weight (kg/m²)	10,5
Mat division as per factory standards	From a profile length of 3000 mm or a maximum mat weight of 30 kg. For profile lengths above 2300 mm, a surcharge is applicable. Mat deviations/splits possible at customer's request.
Support chassis	Made using rigid aluminium with sound absorbing insulation on the underside
Support chassis colour	Standard natural anodized Anodised colours for an additional charge: EV3 gold, C33 mid-bronze, C35 black or C31 stainless steel
Tread surface	The Maximus Image insert is suitable for single-colour printing in a personally chosen colour.
Slip resistance	R 12 slip resistance as per DIN 51130
Flammability	Fire classification for the complete mat system Bfl-s1 in accordance with EN 13501
Pile material	100% PA 6.6 (polyamide)
Use classification EN1307	Property suitable inlay 33
Colour fastness to artificial light ISO 105-B02	good 5-6
Colour fastness to rubbing ISO 105 X12	good 5
Colour fastness to water ISO 105 E01	good 5
Bacterial reduction EHEC ASTM-e2149	29,4 %
Bacterial reduction staphylococcus aureus ASTM-e2149	16,7 %
Bacterial reduction klebsiella pneumoniae ASTM-e2149	68,2 %

Accessories
emco installation frame 500: 500-25 AL Aluminium
emco installation frame 500: 500-25 CN Chrome-nickel steel (V2A)
emco ramp edge: A17 Aluminium
emco T-profile: T22
emco cover strip: C22 Chrome-nickel steel (V2A)
emco INOX®: LINEO 22 Chrome-nickel steel (V2A)
emco INOX®: QUADRO 22 Chrome-nickel steel (V2A)
emco dirt collection well: 5522AL Aluminium
emco dirt collection well: 5522CN Chrome-nickel steel (V2A)
Rubber underlay 1 mm: GU 1
Rubber underlay 3 mm: GU 3
Rubber underlay 5 mm: GU 5
Mat joining brackets: MV Supplied as standard with mats in several parts

Suitable for:
Retirement homes and Care-/Nursery Homes
medical practice
Offices and administrative buildings
Family home
Retail sector
Hotel
Kindergarten/Nursery
Apartment building
School
Sports hall

Insert certified to TÜV PROFiCERT- product interior (Standard)
French VOC regulation
LEED v4 (outside North America)
BREEAM Exemplary Level
Belgian VOC regulation
AgBB (Committee for Health-related Evaluation of Building Products)
MVV TB Appendix 8, 9 / ABG

Model 522 P Maximus Image

Service and services

Construction site advice

Dimensioning

Measured using laser measuring device on site.

Installation service

Fitting and installation service

Repairs

The product can be disposed of or recycled in an environmentally friendly way.

Warranty conditions are available at:
www.emco-bau.com/en/warranty-conditions/

Subject to technical modifications

emco Bautechnik GmbH · Breslauer Straße 34 - 38 · D-49808 Lingen (Ems)
· Germany · Phone: +49 (0) 591/9140-500 · Fax: +49 (0) 591/9140-852 · Email:
bau@emco.de · www.emco-bau.com

