


Model 522 PSL Innova B



The extra-wide premium entrance mat with the exceptionally flexible Innova insert not only creates a sophisticated impression but also improves room acoustics. Particularly ideal for collecting fine dirt. The additional profile offers even more cleaning power. Optimally designed for buildings exposed to extreme footfall.

- 1**
 - 2**
 - 3**
- Indoor and outdoor (covered, Zone 1+2)

Description

Roll-up, extremely hard-wearing Premium entrance mat with extra-wide profiles and Performance insert for surface installation. Customisable width and depth without alignment profile. Available in any geometric shape.

- | | | | | |
|---|--|---|---|---|
|  |  |  |  |  |
| Indoor and outdoor (covered, Zone 1+2) | Street dust, hair, sand, ash, textile fibres, small leaves and twigs, etc. | Damp street dust, damp sand deposits, dust, etc. | 5 years guarantee | Cfl-s1 |



class 33 (heavy commercial use)

emco MARSCHALL Premium Large With Innova insert and brush strip

Model 522 PSL Innova B

Approx. height (mm)	22
Roll-over and drive-over capability:	Prams Sack-/hand truck Wheelchairs
Standard profile clearance approx. (mm)	5 mm, rubber spacers
Automatic door systems	Profile clearance of 3 mm available as an option for revolving door drives, in accordance with EN 16005
Connection	Plastic-coated stainless steel cable
Max. width/profile length for individual section (mm):	3000
Profile width (mm)	46.5
Depth/walking depth for individual section (mm):	800
Weight (kg/m²)	14.2
Mat division as per factory standards	From a profile length of 3000 mm or a maximum mat weight of 30 kg. For profile lengths above 2300 mm, a surcharge is applicable. Mat divisions/splits possible at customer's request.
Support chassis	Reinforced support chassis made using rigid aluminium with Premium sound absorbing insulation on the underside
Support chassis colour	Aluminium as standard. Anodised colours for an additional charge: EV3 gold, C33 mid-bronze, C35 black or C31 stainless steel
Tread surface	The exceptionally flexible Innova insert not only creates a sophisticated impression but also improves room acoustics. The additional profile increases the cleaning power.
Flammability	Insert with fire classification Cfl-s1 according to EN 13501.
Pile material	100% PA 6 (polyamide)
Use classification EN1307	class 33 (heavy commercial use)

Accessories
emco installation frame 500: 500-25 AL Aluminium
emco installation frame 500: 500-25 CN Chrome-nickel steel (V2A)
emco LUMINA: LUMINA Aluminium
emco LUMINA: LUMINA + LED Aluminium
emco LUMINA: LUMINA VIA Aluminium
emco ramp edge: A17 Aluminium
emco T-profile: T22
emco cover strip: C22 Chrome-nickel steel (V2A)
emco INOX®: LINEO 22 Chrome-nickel steel (V2A)
emco INOX®: QUADRO 22 Chrome-nickel steel (V2A)
emco dirt collection well: 5522AL Aluminium
emco dirt collection well: 5522CN Chrome-nickel steel (V2A)
emco dirt collection well: 5522AL Aluminium
emco dirt collection well: 5522CN Chrome-nickel steel (V2A)
Rubber underlay 3 mm: GU 3
Rubber underlay 5 mm: GU 5
Rubber underlay 1 mm: GU 1
Mat joining brackets: MV Supplied as standard with mats in several parts

Model 522 PSL Innova B

Suitable for:

Retirement homes and Care-/Nursery Homes

Arena

medical practice

Train station

DIY store

Offices and administrative buildings

Family home

Shopping centre

Retail sector

University / Higher education institution

airport

Hotel

Industry

Kindergarten/Nursery

Warehouse

Apartment building

Trade fair

School

Sports hall

Service and services

Construction site advice

Dimensioning

Measured using laser measuring device on site.

Installation service

Fitting and installation service

Repairs


The product can be disposed of or recycled in an environmentally friendly way.

Model 522 PSL Innova B


Colours




36.01 black




36.02 anthracite



36.03 grey



grey



Black

Warranty conditions are available at:
www.emco-bau.com/en/warranty-conditions/

Subject to technical modifications

emco Bautechnik GmbH · Breslauer Straße 34 - 38 · D-49808 Lingen (Ems)
· Germany · Phone: +49 (0) 591/9140-500 · Fax: +49 (0) 591/9140-852 · Email:
bau@emco.de · www.emco-bau.com