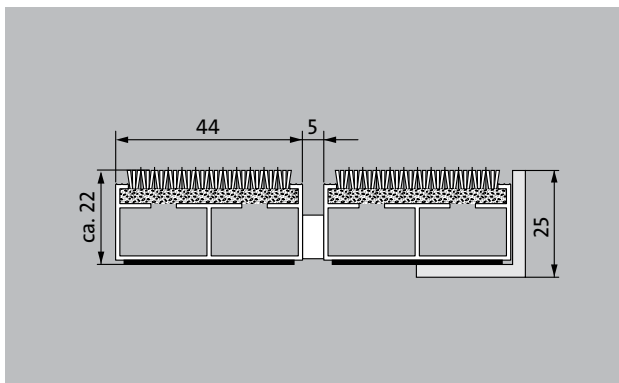


Model 522 PL Maximus Image + Design




The extra-wide premium entrance mat with the Maximus Image Logo for printing logos and text is the number-one choice for environments that call for an individual design and exceptional reduction of fine dirt. Optimally designed for buildings exposed to average to heavy footfall.

- 1
- 2
- 3 Indoor and outdoor (covered, Zone 1+2)

Description




































Rollable and hard-wearing premium entrance mat with extra-wide profile bars and performance insert for supported installation options. Suitable for multicolour printing of designs, logos and text. Customisable widths and walking depths available without a compensation profile. Available in any geometric shape.



- 
 Indoor and outdoor (covered, Zone 1+2)
 - 
 Street dust, hair, sand, ash, textile fibres, small leaves and twigs, etc.
 - 
 Damp street dust, damp sand deposits, dust, etc.
 - 
 R12 slip resistance as per DIN 51130
 - 
 5 years guarantee
-
- 
 Bfl-s1
 - 
 class 33 (heavy commercial use)

Model 522 PL Maximus Image + Design

Colours

							
I10 Lemon	I20 Yellow	I30 Yellow/ orange	I40 Orange	I50 Terracotta	I60 Red	I70 Oxide red	I80 Bordeaux
							
I90 Light red	I100 Cherry	I110 Purple	I120 Lilac	I130 Grape	I140 Magenta	I150 Peach	I160 Royal blue
							
I170 Light blue	I180 Petrol blue	I190 Emerald green	I200 Marine blue	I210 Dark green	I220 Mint	I230 Leaf green	I240 Reed green
							
I250 Green	I260 Brown	I270 Graphite	I280 Steel blue	I290 Light blue	I300 Silver	I310 Fawn brown	I320 Sand
							
I330 Chestnut	I340 Grey beige	I350 Blue grey	I360 Light grey	I370 Grey	I380 Dark grey	I390 Black	I400 White*
							
I410 Steel grey	I420 Gold	I430 Salmon pink	I440 Light green	I450 Sunset			

Model 522 PL Maximus Image + Design

Approx. height (mm)	22
Note on height	The insert can actually be approx. 2-3 mm higher due to the wear layer.
Roll-over and drive-over capability:	Prams Sack-/hand truck Wheelchairs Light shopping trolleys hand trolleys
Standard profile clearance approx. (mm)	5 mm, rubber spacers
Automatic door systems	Profile clearance of 3 mm available as an option for revolving door drives, in accordance with EN 16005
Connection	Plastic-coated steel cable
Max. width/profile length for individual section (mm):	3000
Profile width (mm)	44
Depth/walking depth for individual section (mm):	1500
Weight (kg/m²)	10,4
Mat division as per factory standards	From a profile length of 3000 mm or a maximum mat weight of 30 kg. For profile lengths above 2300 mm, a surcharge is applicable. Mat divisions/splits possible at customer's request.
Support chassis	Made using rigid aluminium with Premium sound absorbing insulation on the underside
Support chassis colour	Aluminium as standard. Anodised colours for an additional charge: EV3 gold, C33 mid-bronze, C35 black or C31 stainless steel
Tread surface	The Maximus Image insert is suitable for single-colour printing of logos and lettering.
Slip resistance	R 12 slip resistance as per DIN 51130
Flammability	Fire classification for the complete mat system Bfl-s1 in accordance with EN 13501
Pile material	100% PA 6.6 (polyamide)
Use classification EN1307	class 33 (heavy commercial use)
Colour fastness to artificial light ISO 105-B02	good 5-6
Colour fastness to rubbing ISO 105 X12	good 5
Colour fastness to water ISO 105 E01	good 5
Bacterial reduction EHEC ASTM-e2149	29,4 %

Bacterial reduction staphylococcus aureus ASTM-e2149	16,7 %
Bacterial reduction klebsiella pneumoniae ASTM-e2149	68,2 %

Accessories
emco installation frame 500: 500-25 AL Aluminium
emco installation frame 500: 500-25 CN Chrome-nickel steel (V2A)
emco LUMINA: LUMINA Aluminium
emco LUMINA: LUMINA + LED Aluminium
emco LUMINA: LUMINA VIA Aluminium
emco ramp edge: A17 Aluminium
emco T-profile: T22
emco cover strip: C22 Chrome-nickel steel (V2A)
emco INOX®: LINEO 22 Chrome-nickel steel (V2A)
emco INOX®: QUADRO 22 Chrome-nickel steel (V2A)
emco dirt collection well: 5522AL Aluminium
emco dirt collection well: 5522CN Chrome-nickel steel (V2A)
emco dirt collection well: 5522AL Aluminium
emco dirt collection well: 5522CN Chrome-nickel steel (V2A)
Rubber underlay 3 mm: GU 3
Rubber underlay 5 mm: GU 5
Rubber underlay 1 mm: GU 1
Mat joining brackets: MV Supplied as standard with mats in several parts

Suitable for:
Retirement homes and Care-/Nursery Homes
medical practice
Offices and administrative buildings
Family home
Retail sector
Hotel
Kindergarten/Nursery
Apartment building
School
Sports hall

Model 522 PL Maximus Image + Design

Insert certified to TÜV PROFiCERT- product interior (Standard)

French VOC regulation

LEED v4 (outside North America)

BREEAM Exemplary Level

Belgian VOC regulation

AgBB (Committee for Health-related Evaluation of Building Products)

MVV TB Appendix 8, 9 / ABG

Service and services

Construction site advice

Dimensioning

Measured using laser measuring device on site.

Installation service

Fitting and installation service

Repairs

The product can be disposed of or recycled in an environmentally friendly way.

Warranty conditions are available at:
www.emco-bau.com/en/warranty-conditions/

Subject to technical modifications

emco Bautechnik GmbH · Breslauer Straße 34 - 38 · D-49808 Lingen (Ems)
· Germany · Phone: +49 (0) 591/9140-500 · Fax: +49 (0) 591/9140-852 · Email:
bau@emco.de · www.emco-bau.com

