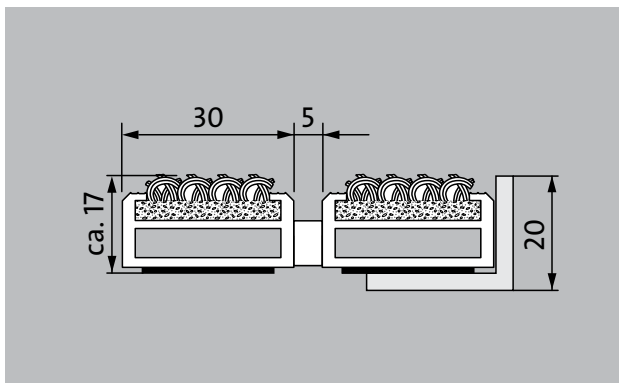


Model 517 SR




The original entrance mat with the effective, coarse-fibre rib insert is exceptionally abrasion resistant and offers maximum dimensional stability. Particularly ideal for collecting fine dirt. Optimally designed for buildings exposed to extreme footfall.

- 1
 - 2
 - 3
- Indoor and outdoor (covered, Zone 1+2)

Description

Rollable, extremely hard-wearing, original entrance mat with standard insert for supported and self-supporting installation options. Also capable of withstanding wheeled traffic. Customisable widths and walking depths available without a compensation profile. Available in any geometric shape.



Indoor and outdoor (covered, Zone 1+2)



Street dust, hair, sand, ash, textile fibres, small leaves and twigs, etc.



R 11 slip resistance as per DIN 51130



4 year warranty

emco MARSCHALL Original With ribbed carpet insert

Model 517 SR

Approx. height (mm)	17
Roll-over and drive-over capability:	<p>Prams</p> <p>Sack-/hand truck</p> <p>Wheelchairs</p> <p>Light shopping trolleys</p> <p>hand trolleys</p> <p>pallet trucks</p> <p>Electric lift truck</p> <p>Cars</p>
Standard profile clearance approx. (mm)	5 mm, rubber spacers
Automatic door systems	Profile clearance of 3 mm available as an option for revolving door drives, in accordance with EN 16005
Connection	Plastic-coated stainless steel cable
Max. width/profile length for individual section (mm):	3000
Profile width (mm)	30
Weight (kg/m²)	13,7
Mat division as per factory standards	From a profile length of 3000 mm or a maximum mat weight of 30 kg. For profile lengths above 2300 mm, a surcharge is applicable. Mat deviations/splits possible at customer's request.
Support chassis	Reinforced support chassis made using rigid aluminium with sound absorbing insulation on the underside
Support chassis colour	Aluminium as standard. Anodised colours for an additional charge: EV3 gold, C33 mid-bronze, C35 black or C31 stainless steel
Tread surface	Recessed, robust, weather-proof, ribbed carpet strips.
Slip resistance	R 11 slip resistance as per DIN 51130
Flammability	Insert available on request (surcharge applicable) with fire classification Cfl-s1 according to EN 13501.
Pile material	100% PP (polypropylene)
Colour fastness to artificial light ISO 105-B02	good 6
Colour fastness to rubbing ISO 105 X12	good 4
Colour fastness to water ISO 105 E01	good 5

Accessories
emco installation frame 500: 500-20 AL Aluminium
emco installation frame 500: 500-20 CN Chrome-nickel steel (V2A)
emco ramp edge: A17 Aluminium
emco T-profile: T17
emco cover strip: C17 Chrome-nickel steel (V2A)
emco INOX®: LINEO 17 Chrome-nickel steel (V2A)
emco INOX®: QUADRO 17 Chrome-nickel steel (V2A)
emco dirt collection well: 5542AL Aluminium
emco dirt collection well: 5000 AL Aluminium
emco dirt collection well: 5000 CN Chrome-nickel steel (V2A)
emco dirt collection well: 5000 AL+ Aluminium
emco dirt collection well: 5000 CN+ Chrome-nickel steel (V2A)
emco dirt collection well: 5512AL Aluminium
emco dirt collection well: 5512CN Chrome-nickel steel (V2A)
emco dirt collection well: 5517AL Aluminium
emco dirt collection well: 5517CN Chrome-nickel steel (V2A)
emco dirt collection well: 5522AL Aluminium
emco dirt collection well: 5522CN Chrome-nickel steel (V2A)
emco dirt collection well: 5017 AL Aluminium
emco dirt collection well: 5017 CN Chrome-nickel steel (V2A)
emco dirt collection well: 5512AL Aluminium
emco dirt collection well: 5512CN Chrome-nickel steel (V2A)
emco dirt collection well: 5517AL Aluminium
emco dirt collection well: 5517CN Chrome-nickel steel (V2A)
emco dirt collection well: 5522AL Aluminium
emco dirt collection well: 5522CN Chrome-nickel steel (V2A)
emco dirt collection well: 5542AL Aluminium
emco dirt collection well: 5000 AL Aluminium
emco dirt collection well: 5000 CN Chrome-nickel steel (V2A)
emco dirt collection well: 5000 AL+ Aluminium
emco dirt collection well: 5000 CN+ Chrome-nickel steel (V2A)
emco special frame with substructure: A Version A: with installation frame, rectangular tube profiles, grid support and height adjustment.
emco special frame with substructure: B Version B: with installation frame, grid support and rectangular tube profiles
emco special frame with substructure: C Type C: with installation frame and rectangular tube profiles
Rubber underlay 3 mm: GU 3
Rubber underlay 5 mm: GU 5

emco MARSCHALL Original With ribbed carpet insert

Model 517 SR

Accessories

Rubber underlay 1 mm: GU 1

Mat joining brackets: MV Supplied as standard with mats in several parts

Suitable for:

Retirement homes and Care-/Nursery Homes

Arena

medical practice

Train station

DIY store

Offices and administrative buildings

Family home

Shopping centre

Retail sector

University / Higher education institution

airport

Hotel

Industry

Kindergarten/Nursery

Clinic/Hospital

Warehouse

Apartment building

Trade fair

School

Sports hall

Supermarket

Insert certified to TÜV PROFiCERT- product interior (Standard)

French VOC regulation

LEED v4 (outside North America)

BREEAM Exemplary Level

Belgian VOC regulation

AgBB (Committee for Health-related Evaluation of Building Products)

MVV TB Appendix 8, 9 / ABG

Service and services

Construction site advice

Dimensioning

Measured using laser measuring device on site.

Installation service

Fitting and installation service

Repairs


The product can be disposed of or recycled in an environmentally friendly way.

Model 517 SR


Colours




Anthracite no. 200




Brown no. 485



Light grey no. 220



Red no. 305



Sand no. 430

Warranty conditions are available at:
www.emco-bau.com/en/warranty-conditions/

Subject to technical modifications

emco Bautechnik GmbH · Breslauer Straße 34 - 38 · D-49808 Lingen (Ems)
· Germany · Phone: +49 (0) 591/9140-500 · Fax: +49 (0) 591/9140-852 · Email:
bau@emco.de · www.emco-bau.com