


# emco MARSCHALL Original Large With ribbed carpet insert and brush strip

## Model 517 SLRB



The extra-wide original entrance mat with the effective, coarse-fibre rib insert is exceptionally abrasion resistant and offers maximum dimensional stability. Particularly ideal for collecting fine dirt. The additional profile offers even more cleaning power. Optimally designed for buildings exposed to extreme footfall.

**1** **2** **3** Indoor and outdoor  
(covered, Zone 1+2)

### Description

Roll-up, extremely hard-wearing Original entrance mat with extra-wide profiles and Standard insert for surface installation. Customisable width and depth without alignment profile. Available in any geometric shape.



Indoor and outdoor (covered, Zone 1+2)



Street dust, hair, sand, ash, textile fibres, small leaves and twigs, etc.



4 year warranty

# emco MARSCHALL Original Large With ribbed carpet insert and brush strip

## Model 517 SLRB

<b>Approx. height (mm)</b>	17
<b>Roll-over and drive-over capability:</b>	Prams Sack-/hand truck Wheelchairs
<b>Standard profile clearance approx. (mm)</b>	5 mm, rubber spacers
<b>Automatic door systems</b>	Profile gaps, for revolving doors, available in 3mm according to DIN EN 16005
<b>Connection</b>	Plastic-coated steel cable
<b>Max. width/profile length for individual section (mm):</b>	3000
<b>Profile width (mm)</b>	46.5
<b>Weight (kg/m<sup>2</sup>)</b>	12.1
<b>Mat division as per factory standards</b>	From a profile length of 3000 mm or a maximum mat weight of 30 kg. For profile lengths above 2300 mm, a surcharge is applicable. Mat deviations/splits possible at customer's request.
<b>Support chassis</b>	Reinforced support chassis made using rigid aluminium with sound absorbing insulation on the underside
<b>Support chassis colour</b>	Standard natural anodized Anodised colours for an additional charge: EV3 gold, C33 mid-bronze, C35 black or C31 stainless steel
<b>Tread surface</b>	Recessed, robust, weather-proof, ribbed carpet strips, also with brush strips mounted between the profiles.
<b>Flammability</b>	Insert available on request (surcharge applicable) with fire classification Cfl-s1 according to EN 13501.
<b>Pile material</b>	100% PP (polypropylene)
<b>Colour fastness to artificial light ISO 105-B02</b>	good 6
<b>Colour fastness to rubbing ISO 105 X12</b>	good 4
<b>Colour fastness to water ISO 105 E01</b>	good 5

### Accessories

emco installation frame 500: 500-20 AL Aluminium
emco installation frame 500: 500-20 CN Chrome-nickel steel (V2A)
emco ramp edge: A17 Aluminium
emco T-profile: T17
emco cover strip: C17 Chrome-nickel steel (V2A)
emco INOX®: LINEO 17 Chrome-nickel steel (V2A)
emco INOX®: QUADRO 17 Chrome-nickel steel (V2A)
emco dirt collection well: 5517AL Aluminium
emco dirt collection well: 5517CN Chrome-nickel steel (V2A)
Rubber underlay 1 mm: GU 1
Rubber underlay 3 mm: GU 3
Rubber underlay 5 mm: GU 5
Mat joining brackets: MV Supplied as standard with mats in several parts

### Suitable for:

Retirement homes and Care-/Nursery Homes
Arena
medical practice
Train station
DIY store
Offices and administrative buildings
Family home
Shopping centre
Retail sector
University / Higher education institution
airport
Hotel
Industry
Kindergarten/Nursery
Warehouse
Apartment building
Trade fair
School
Sports hall

# emco MARSCHALL Original Large With ribbed carpet insert and brush strip

---

## Model 517 SLRB

### Service and services

Construction site advice

Dimensioning

Measured using laser measuring device on site.

Installation service

Fitting and installation service

Repairs

The product can be disposed of or recycled in an environmentally friendly way.

# emco MARSCHALL Original Large With ribbed carpet insert and brush strip

---

## Model 517 SLRB

### Colours



Light grey no. 220



Anthracite no. 200




Red no. 305



Brown no. 485




Sand no. 430



grey

## **Model 517 SLRB**

### **Colours**



Black

Warranty conditions are available at:  
[www.emco-bau.com/en/warranty-conditions/](http://www.emco-bau.com/en/warranty-conditions/)

Subject to technical modifications

emco Bautechnik GmbH · Breslauer Straße 34 - 38 · D-49808 Lingen (Ems)  
· Germany · Phone: +49 (0) 591/9140-500 · Fax: +49 (0) 591/9140-852 · Email:  
[bau@emco.de](mailto:bau@emco.de) · [www.emco-bau.com](http://www.emco-bau.com)

