


emco MARSCHALL Original Large With ribbed carpet insert and brush strip

Model 517 SLRB



The extra-wide original entrance mat with the effective, coarse-fibre rib insert is exceptionally abrasion resistant and offers maximum dimensional stability. Particularly ideal for collecting fine dirt. The additional profile offers even more cleaning power. Optimally designed for buildings exposed to extreme footfall.

- 1
 - 2
 - 3
- Indoor and outdoor (covered, Zone 1+2)

Description

Roll-up, extremely hard-wearing Original entrance mat with extra-wide profiles and Standard insert for surface installation. Customisable width and depth without alignment profile. Available in any geometric shape.



Indoor and outdoor (covered, Zone 1+2)



Street dust, hair, sand, ash, textile fibres, small leaves and twigs, etc.



4 year warranty

emco MARSCHALL Original Large With ribbed carpet insert and brush strip

Model 517 SLRB

Approx. height (mm)	17
Roll-over and drive-over capability:	Prams Sack-/hand truck Wheelchairs
Standard profile clearance approx. (mm)	5 mm, rubber spacers
Automatic door systems	Profile clearance of 3 mm available as an option for revolving door drives, in accordance with EN 16005
Connection	Plastic-coated steel cable
Max. width/profile length for individual section (mm):	3000
Profile width (mm)	46.5
Depth/walking depth for individual section (mm):	800
Weight (kg/m²)	12.1
Mat division as per factory standards	From a profile length of 3000 mm or a maximum mat weight of 30 kg. For profile lengths above 2300 mm, a surcharge is applicable. Mat deviations/splits possible at customer's request.
Support chassis	Reinforced support chassis made using rigid aluminium with sound absorbing insulation on the underside
Support chassis colour	Aluminium as standard. Anodised colours for an additional charge: EV3 gold, C33 mid-bronze, C35 black or C31 stainless steel
Tread surface	Recessed, robust, weather-proof, ribbed carpet strips, also with brush strips mounted between the profiles.
Flammability	Insert available on request (surcharge applicable) with fire classification Cfl-s1 according to EN 13501.
Pile material	100% PP (polypropylene)
Colour fastness to artificial light ISO 105-B02	good 6
Colour fastness to rubbing ISO 105 X12	good 4
Colour fastness to water ISO 105 E01	good 5

Accessories
emco installation frame 500: 500-20 AL Aluminium
emco installation frame 500: 500-20 CN Chrome-nickel steel (V2A)
emco ramp edge: A17 Aluminium
emco T-profile: T17
emco cover strip: C17 Chrome-nickel steel (V2A)
emco INOX®: LINEO 17 Chrome-nickel steel (V2A)
emco INOX®: QUADRO 17 Chrome-nickel steel (V2A)
emco dirt collection well: 5517AL Aluminium
emco dirt collection well: 5517CN Chrome-nickel steel (V2A)
emco dirt collection well: 5517AL Aluminium
emco dirt collection well: 5517CN Chrome-nickel steel (V2A)
Rubber underlay 3 mm: GU 3
Rubber underlay 5 mm: GU 5
Rubber underlay 1 mm: GU 1
Mat joining brackets: MV Supplied as standard with mats in several parts

Suitable for:
Retirement homes and Care-/Nursery Homes
Arena
medical practice
Train station
DIY store
Offices and administrative buildings
Family home
Shopping centre
Retail sector
University / Higher education institution
airport
Hotel
Industry
Kindergarten/Nursery
Warehouse
Apartment building
Trade fair
School
Sports hall

emco MARSCHALL Original Large With ribbed carpet insert and brush strip

Model 517 SLRB

Service and services
Construction site advice
Dimensioning
Measured using laser measuring device on site.

Installation service
Fitting and installation service
Repairs
The product can be disposed of or recycled in an environmentally friendly way.


emco MARSCHALL Original Large With ribbed carpet insert and brush strip

Model 517 SLRB

Colours



Light grey no. 220



Anthracite no. 200




Red no. 305



Brown no. 485



Sand no. 430




grey

emco MARSCHALL Original Large With ribbed carpet insert and brush strip

Model 517 SLRB

Colours



Black

Warranty conditions are available at:
www.emco-bau.com/en/warranty-conditions/

Subject to technical modifications

emco Bautechnik GmbH · Breslauer Straße 34 - 38 · D-49808 Lingen (Ems)
· Germany · Phone: +49 (0) 591/9140-500 · Fax: +49 (0) 591/9140-852 · Email:
bau@emco.de · www.emco-bau.com

EMCO