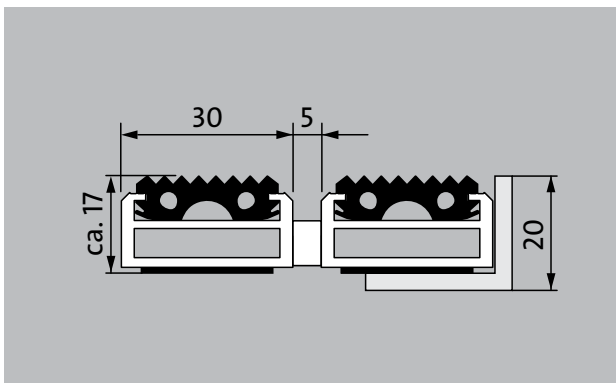


Model 517 SG




The original entrance mat with the profiled rubber insert for noticeably thorough removal of coarse dirt. Optimally designed for buildings exposed to extreme footfall.



Description

Rollable, extremely hard-wearing, original entrance mat with standard insert for supported and self-supporting installation options. Also capable of withstanding wheeled traffic. Customisable widths and walking depths available without a compensation profile. Available in any geometric shape.



Outside
(Zone 1)



Street dust,
hair, sand,
ash, textile
fibres, small
leaves and
twigs, loose
chippings,
coarse sand,
small gravel
particles




R 9 slip resis-
tance as per
DIN 51130



Extremely
durable



4 year war-
ranty



Model 517 SG

Approx. height (mm)	17
Roll-over and drive-over capability:	Prams Sack-/hand truck Wheelchairs Light shopping trolleys hand trolleys pallet trucks Electric lift truck Cars
Standard profile clearance approx. (mm)	5 mm, rubber spacers
Automatic door systems	Profile gaps, for revolving doors, available in 3mm according to DIN EN 16005
Connection	Plastic-coated stainless steel cable
Max. width/profile length for individual section (mm):	3000
Profile width (mm)	30
Weight (kg/m²)	18,2
Mat division as per factory standards	From a profile length of 3000 mm or a maximum mat weight of 30 kg. For profile lengths above 2300 mm, a surcharge is applicable. Mat deviations/splits possible at customer's request.
Support chassis	Reinforced support chassis made using rigid aluminium with sound absorbing insulation on the underside
Support chassis colour	Standard natural anodized Anodised colours for an additional charge: EV3 gold, C33 mid-bronze, C35 black or C31 stainless steel
Tread surface	Recessed, robust, weather-proof profiled rubber inserts.
Slip resistance	R 9 slip resistance as per DIN 51130
Flammability	Complete mat system available on request (surcharge applicable) with fire classification Bfl-s1 according to EN 13501.

Accessories
emco installation frame 500: 500-20 AL Aluminium
emco installation frame 500: 500-20 CN Chrome-nickel steel (V2A)
emco ramp edge: A17 Aluminium
emco T-profile: T17
emco cover strip: C17 Chrome-nickel steel (V2A)
emco INOX®: LINEO 17 Chrome-nickel steel (V2A)
emco INOX®: QUADRO 17 Chrome-nickel steel (V2A)
emco dirt collection well: 5542AL Aluminium
emco dirt collection well: 5000 AL Aluminium
emco dirt collection well: 5000 CN Chrome-nickel steel (V2A)
emco dirt collection well: 5000 AL+ Aluminium
emco dirt collection well: 5000 CN+ Chrome-nickel steel (V2A)
emco dirt collection well: 5512AL Aluminium
emco dirt collection well: 5512CN Chrome-nickel steel (V2A)
emco dirt collection well: 5517AL Aluminium
emco dirt collection well: 5517CN Chrome-nickel steel (V2A)
emco dirt collection well: 5522AL Aluminium
emco dirt collection well: 5522CN Chrome-nickel steel (V2A)
emco dirt collection well: 5017 AL Aluminium
emco dirt collection well: 5017 CN Chrome-nickel steel (V2A)
emco dirt collection well: 5000 AL Aluminium
emco dirt collection well: 5000 CN Chrome-nickel steel (V2A)
emco dirt collection well: 5000 AL+ Aluminium
emco dirt collection well: 5000 CN+ Chrome-nickel steel (V2A)
Rubber underlay 1 mm: GU 1
Rubber underlay 3 mm: GU 3
Rubber underlay 5 mm: GU 5
emco special frame with substructure: A Version A: with installation frame, rectangular tube profiles, grid support and height adjustment.
emco special frame with substructure: B Version B: with installation frame, grid support and rectangular tube profiles
emco special frame with substructure: C Type C: with installation frame and rectangular tube profiles
Mat joining brackets: MV Supplied as standard with mats in several parts

Model 517 SG

Suitable for:

Retirement homes and Care-/Nursery Homes

Arena

medical practice

Train station

DIY store

Offices and administrative buildings

Family home

Shopping centre

Retail sector

University / Higher education institution

airport

Hotel

Industry

Kindergarten/Nursery

Clinic/Hospital

Warehouse

Apartment building

Trade fair

School

Sports hall

Supermarket

Service and services

Construction site advice

Dimensioning

Measured using laser measuring device on site.

Installation service

Fitting and installation service


Ribbed carpet strips can be subsequently replaced on site by a emco service engineer (mobile ribbed carpet replacement machine).

Repairs

The product can be disposed of or recycled in an environmentally friendly way.

Model 517 SG

Colours



Rubber

Warranty conditions are available at:
www.emco-bau.com/en/warranty-conditions/

Subject to technical modifications

emco Bautechnik GmbH · Breslauer Straße 34 - 38 · D-49808 Lingen (Ems)
· Germany · Phone: +49 (0) 591/9140-500 · Fax: +49 (0) 591/9140-852 · Email:
bau@emco.de · www.emco-bau.com

