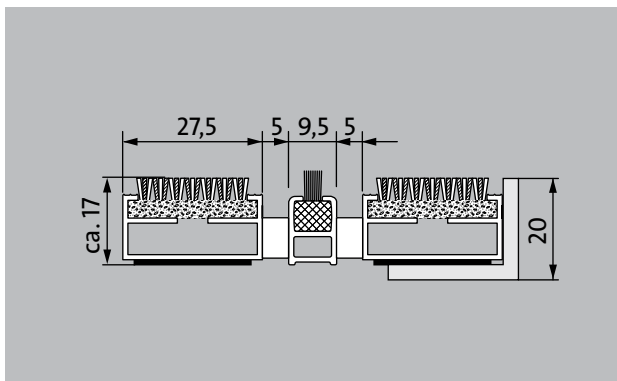



## Model 517 P Innova B



The premium entrance mat with the exceptionally flexible Innova insert not only creates a sophisticated impression but also improves room acoustics. Particularly ideal for collecting fine dirt. Optimally designed for buildings exposed to average to heavy footfall.



Indoor and outdoor  
(covered, Zone 1+2)

### Description

Rollable and hard-wearing premium entrance mat with performance insert for supported installation options. Customisable widths and walking depths available without a compensation profile. Available in any geometric shape.



Indoor and outdoor (covered, Zone 1+2)



Street dust, hair, sand, ash, textile fibres, small leaves and twigs, etc.



Damp street dust, damp sand deposits, dust, etc.



5 years guarantee



Cfl-s1



Property suitable inlay 33

## Model 517 P Innova B

<b>Approx. height (mm)</b>	17
<b>Roll-over and drive-over capability:</b>	Prams Sack-/hand truck Wheelchairs
<b>Standard profile clearance approx. (mm)</b>	5 mm, rubber spacers
<b>Automatic door systems</b>	Profile gaps, for revolving doors, available in 3mm according to DIN EN 16005
<b>Connection</b>	Plastic-coated stainless steel cable
<b>Profile width (mm)</b>	27.5
<b>Weight (kg/m<sup>2</sup>)</b>	09,4
<b>Mat division as per factory standards</b>	From a profile length of 3000 mm or a maximum mat weight of 30 kg. For profile lengths above 2300 mm, a surcharge is applicable. Mat deviations/splits possible at customer's request.
<b>Support chassis</b>	Made using rigid aluminium with sound absorbing insulation on the underside
<b>Support chassis colour</b>	Standard natural anodized Anodised colours for an additional charge: EV3 gold, C33 mid-bronze, C35 black or C31 stainless steel
<b>Tread surface</b>	The exceptionally flexible Innova insert not only creates a sophisticated impression but also improves room acoustics. The additional profile increases the cleaning power.
<b>Flammability</b>	Insert with fire classification Cfl-s1 according to EN 13501.
<b>Pile material</b>	100% PA 6 (polyamide)
<b>Use classification EN1307</b>	Property suitable inlay 33
<b>Colour fastness to artificial light ISO 105-B02</b>	good 5-6
<b>Colour fastness to rubbing ISO 105 X12</b>	good 4-5
<b>Colour fastness to water ISO 105 E01</b>	good 4-5

### Accessories

emco installation frame 500: 500-20 AL Aluminium
emco installation frame 500: 500-20 CN Chrome-nickel steel (V2A)
emco ramp edge: A17 Aluminium
emco T-profile: T17
emco cover strip: C17 Chrome-nickel steel (V2A)
emco INOX®: LINEO 17 Chrome-nickel steel (V2A)
emco INOX®: QUADRO 17 Chrome-nickel steel (V2A)
emco dirt collection well: 5517AL Aluminium
emco dirt collection well: 5517CN Chrome-nickel steel (V2A)
Rubber underlay 1 mm: GU 1
Rubber underlay 3 mm: GU 3
Rubber underlay 5 mm: GU 5
Mat joining brackets: MV Supplied as standard with mats in several parts

### Suitable for:

Retirement homes and Care-/Nursery Homes
medical practice
Offices and administrative buildings
Family home
Retail sector
Hotel
Kindergarten/Nursery
Apartment building
School
Sports hall

### Service and services


Construction site advice
Dimensioning
Measured using laser measuring device on site.
Installation service
Fitting and installation service
Repairs
The product can be disposed of or recycled in an environmentally friendly way.

## Model 517 P Innova B


### Colours




36.01 black




36.02 anthracite



36.03 grey



grey



Black

Warranty conditions are available at:  
[www.emco-bau.com/en/warranty-conditions/](http://www.emco-bau.com/en/warranty-conditions/)

Subject to technical modifications

emco Bautechnik GmbH · Breslauer Straße 34 - 38 · D-49808 Lingen (Ems)  
· Germany · Phone: +49 (0) 591/9140-500 · Fax: +49 (0) 591/9140-852 · Email:  
[bau@emco.de](mailto:bau@emco.de) · [www.emco-bau.com](http://www.emco-bau.com)