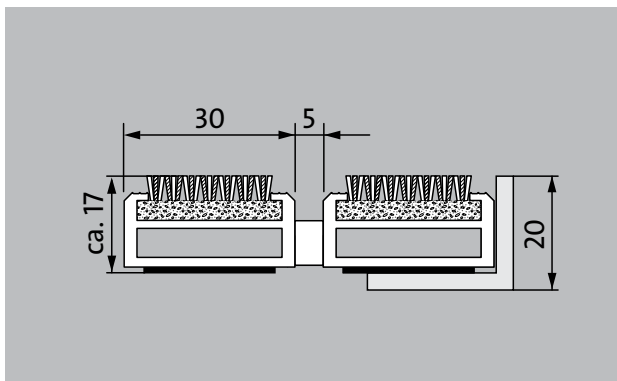


Model 517 PS Innova



The premium entrance mat with the exceptionally flexible Innova insert not only creates a sophisticated impression but also improves room acoustics. Particularly ideal for collecting fine dirt. Optimally designed for buildings exposed to extreme footfall.

1 **2** **3** Indoor and outdoor
(covered, Zone 1+2)

Description

Rollable, extremely hard-wearing, premium entrance mat with performance insert for supported installation options. Also capable of withstanding wheeled traffic. Customisable widths and walking depths available without a compensation profile. Available in any geometric shape.



Indoor and outdoor (covered, Zone 1+2)



Street dust, hair, sand, ash, textile fibres, small leaves and twigs, etc.



Damp street dust, damp sand deposits, dust, etc.



R 12 slip resistance as per DIN 51130



5 years guarantee



Cfl-s1



class 33 (heavy commercial use)

Model 517 PS Innova

Approx. height (mm)	17
Roll-over and drive-over capability:	Prams Sack-/hand truck Wheelchairs Light shopping trolleys hand trolleys pallet trucks Electric lift truck Cars
Standard profile clearance approx. (mm)	5 mm, rubber spacers
Automatic door systems	Profile clearance of 3 mm available as an option for revolving door drives, in accordance with EN 16005
Connection	Plastic-coated stainless steel cable
Max. width/profile length for individual section (mm):	3000
Profile width (mm)	30
Depth/walking depth for individual section (mm):	3000
Weight (kg/m²)	14,7
Mat division as per factory standards	From a profile length of 3000 mm or a maximum mat weight of 30 kg. For profile lengths above 2300 mm, a surcharge is applicable. Mat deviations/splits possible at customer's request.
Support chassis	Reinforced support chassis made using rigid aluminium with Premium sound absorbing insulation on the underside
Support chassis colour	Aluminium as standard. Anodised colours for an additional charge: EV3 gold, C33 mid-bronze, C35 black or C31 stainless steel
Tread surface	The exceptionally flexible Innova insert not only creates a sophisticated impression but also improves room acoustics.
Slip resistance	R 12 slip resistance as per DIN 51130
Flammability	Fire classification for the complete mat system Cfl-s1 in accordance with EN 13501
Pile material	100% PA 6 (polyamide)
Use classification EN1307	class 33 (heavy commercial use)
Colour fastness to artificial light ISO 105-B02	good 5-6

Colour fastness to rubbing ISO 105 X12	good 4-5
Colour fastness to water ISO 105 E01	good 4-5
Bacterial reduction EHEC ASTM-e2149	8,4 %
Bacterial reduction staphylococcus aureus ASTM-e2149	51,7 %
Bacterial reduction klebsiella pneumoniae ASTM-e2149	83,6 %

Model 517 PS Innova

Accessories

emco installation frame 500: 500-20 AL Aluminium

emco installation frame 500: 500-20 CN Chrome-nickel steel (V2A)

emco ramp edge: A17 Aluminium

emco T-profile: T17

emco cover strip: C17 Chrome-nickel steel (V2A)

emco INOX®: LINEO 17 Chrome-nickel steel (V2A)

emco INOX®: QUADRO 17 Chrome-nickel steel (V2A)

emco dirt collection well: 5000 AL Aluminium

emco dirt collection well: 5000 CN Chrome-nickel steel (V2A)

emco dirt collection well: 5000 AL+ Aluminium

emco dirt collection well: 5000 CN+ Chrome-nickel steel (V2A)

emco dirt collection well: 5512AL Aluminium

emco dirt collection well: 5512CN Chrome-nickel steel (V2A)

emco dirt collection well: 5517AL Aluminium

emco dirt collection well: 5517CN Chrome-nickel steel (V2A)

emco dirt collection well: 5522AL Aluminium

emco dirt collection well: 5522CN Chrome-nickel steel (V2A)

emco dirt collection well: 5017 AL Aluminium

emco dirt collection well: 5017 CN Chrome-nickel steel (V2A)

emco dirt collection well: 5512AL Aluminium

emco dirt collection well: 5512CN Chrome-nickel steel (V2A)

emco dirt collection well: 5517AL Aluminium

emco dirt collection well: 5517CN Chrome-nickel steel (V2A)

emco dirt collection well: 5522AL Aluminium

emco dirt collection well: 5522CN Chrome-nickel steel (V2A)

emco dirt collection well: 5542AL Aluminium

emco dirt collection well: 5542AL Aluminium

emco dirt collection well: 5000 AL Aluminium

emco dirt collection well: 5000 CN Chrome-nickel steel (V2A)

emco dirt collection well: 5000 AL+ Aluminium

emco dirt collection well: 5000 CN+ Chrome-nickel steel (V2A)

emco special frame with substructure: A Version A: with installation frame, rectangular tube profiles, grid support and height adjustment.

emco special frame with substructure: B Version B: with installation frame, grid support and rectangular tube profiles

emco special frame with substructure: C Type C: with installation frame and rectangular tube profiles

Rubber underlay 3 mm: GU 3

Rubber underlay 5 mm: GU 5

Accessories

Rubber underlay 1 mm: GU 1

Mat joining brackets: MV Supplied as standard with mats in several parts

Suitable for:

Retirement homes and Care-/Nursery Homes

Arena

medical practice

Train station

DIY store

Offices and administrative buildings

Family home

Shopping centre

Retail sector

University / Higher education institution

airport

Hotel

Industry

Kindergarten/Nursery

Clinic/Hospital

Warehouse

Apartment building

Trade fair

School

Sports hall

Supermarket

Insert certified to TÜV PROFiCERT- product interior (Standard)

French VOC regulation

LEED v4 (outside North America)

BREEAM Exemplary Level

Belgian VOC regulation

AgBB (Committee for Health-related Evaluation of Building Products)

MVV TB Appendix 8, 9 / ABG


Model 517 PS Innova

Service and services
Construction site advice
Dimensioning
Measured using laser measuring device on site.


Installation service
Fitting and installation service
Repairs
The product can be disposed of or recycled in an environmentally friendly way.

Model 517 PS Innova


Colours



36.02 anthracite



36.03 grey



36.01 black

Warranty conditions are available at:
www.emco-bau.com/en/warranty-conditions/

Subject to technical modifications

emco Bautechnik GmbH · Breslauer Straße 34 - 38 · D-49808 Lingen (Ems)
· Germany · Phone: +49 (0) 591/9140-500 · Fax: +49 (0) 591/9140-852 · Email:
bau@emco.de · www.emco-bau.com

