


Model 517 PSL Innova B









The extra-wide premium entrance mat with the exceptionally flexible Innova insert not only creates a sophisticated impression but also improves room acoustics. Particularly ideal for collecting fine dirt. The additional profile offers even more cleaning power. Optimally designed for buildings exposed to extreme footfall.

- 1**
- 2**
- 3** Indoor and outdoor (covered, Zone 1+2)

Description

Roll-up, extremely hard-wearing Premium entrance mat with extra-wide profiles and Performance insert for surface installation. Customisable width and depth without alignment profile. Available in any geometric shape.

| | | | | |
|---|--|---|---|---|
|  |  |  |  |  |
| Indoor and outdoor (covered, Zone 1+2) | Street dust, hair, sand, ash, textile fibres, small leaves and twigs, etc. | Damp street dust, damp sand deposits, dust, etc. | | 5 years guarantee |
|  |  | | | |
| Cfl-s1 | Property suitable inlay 33 | | | |

emco MARSCHALL Premium Large With Innova insert and brush strip

Model 517 PSL Innova B

| | |
|---|--|
| Approx. height (mm) | 17 |
| Roll-over and drive-over capability: | Prams Sack-/hand truck Wheelchairs |
| Standard profile clearance approx. (mm) | 5 mm, rubber spacers |
| Revolving door drives | Our mats with a profile spacing of 3mm in accordance with DIN EN 16005 are available for revolving door drives. |
| Connection | Thanks to plastic-coated steel cable |
| Max. width/profile length for individual section (mm): | 3000 |
| Profile width (mm) | 46.5 |
| Weight (kg/m²) | 12,8 |
| Mat division as per factory standards | From a profile length of 3000 mm or a maximum mat weight of 30 kg. For profile lengths above 2300 mm, a surcharge is applicable. Mat deviations/splits possible at customer's request. |
| Support chassis | Reinforced support chassis made using rigid aluminium with sound absorbing insulation on the underside |
| Support chassis colour | Anodised colours for an additional charge: EV3 gold, C33 mid-bronze, C35 black or C31 stainless steel |
| Tread surface | The exceptionally flexible Innova insert not only creates a sophisticated impression but also improves room acoustics. The additional profile increases the cleaning power. |
| Flammability | Insert with fire classification Cfl-s1 according to EN 13501. |
| Pile material | 100% PA 6 (polyamide) |
| Use classification EN1307 | Property suitable inlay 33 |

| Accessories |
|--|
| emco installation frame 500: 500-20 AL Aluminium |
| emco installation frame 500: 500-20 CN Chrome-nickel steel (V2A) |
| emco ramp edge: A17 Aluminium |
| emco T-profile: T17 |
| emco cover strip: C17 Chrome-nickel steel (V2A) |
| emco INOX®: LINEO 17 Chrome-nickel steel (V2A) |
| emco INOX®: QUADRO 17 Chrome-nickel steel (V2A) |
| emco dirt collection well: 5517AL Aluminium |
| emco dirt collection well: 5517CN Chrome-nickel steel (V2A) |
| Rubber underlay 1 mm: GU 1 |
| Rubber underlay 3 mm: GU 3 |
| Rubber underlay 5 mm: GU 5 |
| Mat joining brackets: MV Supplied as standard with mats in several parts |

| Suitable for: |
|---|
| Retirement homes and Care-/Nursery Homes |
| Arena |
| medical practice |
| Train station |
| DIY store |
| Offices and administrative buildings |
| Family home |
| Shopping centre |
| Retail sector |
| University / Higher education institution |
| airport |
| Hotel |
| Industry |
| Kindergarten/Nursery |
| Warehouse |
| Apartment building |
| Trade fair |
| School |
| Sports hall |

Model 517 PSL Innova B

| |
|--|
| Service and services |
| Construction site advice |
| Dimensioning |
| Measured using laser measuring device on site. |


| |
|--|
| Installation service |
| Fitting and installation service |
| Repairs |
| The product can be disposed of or recycled in an environmentally friendly way. |

Model 517 PSL Innova B


Colours




36.01 black




36.02 anthracite



36.03 grey



grey



Black

Warranty conditions are available at:
www.emco-bau.com/en/warranty-conditions/

Subject to technical modifications/Colours may deviate due to production processes