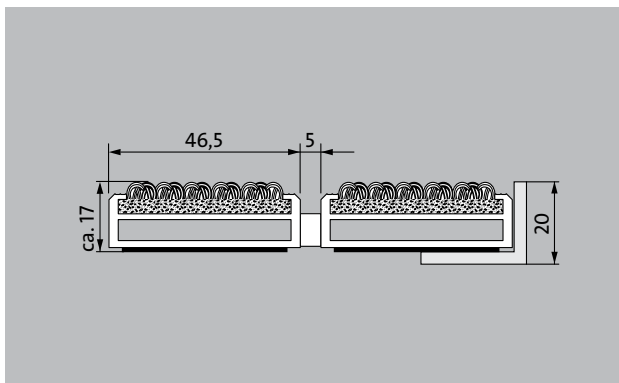



Model 517 PSL Care



The extra-wide premium entrance mat with the robust Care insert is exceptionally abrasion resistant and the number-one choice for the effective reduction of fine dirt. Optimally designed for buildings exposed to extreme footfall.

- 1
 - 2
 - 3
- Indoor and outdoor (covered, Zone 1+2)

Description

Roll-up, extremely hard-wearing Premium entrance mat with extra-wide profiles and Performance insert for recess installation. Can be rolled over and even driven over. Customise the width and depth without alignment profile. Available in any geometric shape.



| | | | | |
|---|--|---|---|---|
|  |  |  |  |  |
| Indoor and outdoor (covered, Zone 1+2) | Street dust, hair, sand, ash, textile fibres, small leaves and twigs, etc. | Damp street dust, damp sand deposits, dust, etc. | R12 slip resistance as per DIN 51130 | |
|  |  |  | | |
| 5 years guarantee | Cfl-s1 | class 33 (heavy commercial use) | | |

Model 517 PSL Care

| | |
|---|--|
| Approx. height (mm) | 17 |
| Roll-over and drive-over capability: | <p>Prams</p> <p>Sack-/hand truck</p> <p>Wheelchairs</p> <p>Light shopping trolleys</p> <p>hand trolleys</p> <p>pallet trucks</p> <p>Electric lift truck</p> <p>Cars</p> |
| Standard profile clearance approx. (mm) | 5 mm, rubber spacers |
| Automatic door systems | Profile clearance of 3 mm available as an option for revolving door drives, in accordance with EN 16005 |
| Connection | Plastic-coated stainless steel cable |
| Max. width/profile length for individual section (mm): | 3000 |
| Profile width (mm) | 46.5 |
| Weight (kg/m²) | 13.1 |
| Mat division as per factory standards | From a profile length of 3000 mm or a maximum mat weight of 30 kg. For profile lengths above 2300 mm, a surcharge is applicable. Mat deviations/splits possible at customer's request. |
| Support chassis | Reinforced support chassis made using rigid aluminium with Premium sound absorbing insulation on the underside |
| Support chassis colour | Aluminium as standard. Anodised colours for an additional charge: EV3 gold, C33 mid-bronze, C35 black or C31 stainless steel |
| Tread surface | The robust and exceptionally abrasion-resistant Care insert for the effective reduction of fine dirt. |
| Slip resistance | R 12 slip resistance as per DIN 51130 |
| Flammability | Fire classification for the complete mat system Cfl-s1 in accordance with EN 13501 |
| Pile material | 100% PA 6 (polyamide) |
| Use classification EN1307 | class 33 (heavy commercial use) |
| Colour fastness to artificial light ISO 105-B02 | good 5-6 |
| Colour fastness to rubbing ISO 105 X12 | good 4-5 |
| Colour fastness to water ISO 105 E01 | good 4-5 |

| | |
|---|--------|
| Bacterial reduction EHEC ASTM-e2149 | 11,9 % |
| Bacterial reduction staphylococcus aureus ASTM-e2149 | 45,0 % |
| Bacterial reduction klebsiella pneumoniae ASTM-e2149 | 99,8 % |

emco MARSCHALL Premium Large With Care insert

Model 517 PSL Care

Accessories

emco installation frame 500: 500-20 AL Aluminium

emco installation frame 500: 500-20 CN Chrome-nickel steel (V2A)

emco ramp edge: A17 Aluminium

emco T-profile: T17

emco cover strip: C17 Chrome-nickel steel (V2A)

emco INOX®: LINEO 17 Chrome-nickel steel (V2A)

emco INOX®: QUADRO 17 Chrome-nickel steel (V2A)

emco dirt collection well: 5542AL Aluminium

emco dirt collection well: 5000 AL Aluminium

emco dirt collection well: 5000 CN Chrome-nickel steel (V2A)

emco dirt collection well: 5000 AL+ Aluminium

emco dirt collection well: 5000 CN+ Chrome-nickel steel (V2A)

emco dirt collection well: 5512AL Aluminium

emco dirt collection well: 5512CN Chrome-nickel steel (V2A)

emco dirt collection well: 5517AL Aluminium

emco dirt collection well: 5517CN Chrome-nickel steel (V2A)

emco dirt collection well: 5522AL Aluminium

emco dirt collection well: 5522CN Chrome-nickel steel (V2A)

emco dirt collection well: 5017 AL Aluminium

emco dirt collection well: 5017 CN Chrome-nickel steel (V2A)

emco dirt collection well: 5512AL Aluminium

emco dirt collection well: 5512CN Chrome-nickel steel (V2A)

emco dirt collection well: 5517AL Aluminium

emco dirt collection well: 5517CN Chrome-nickel steel (V2A)

emco dirt collection well: 5522AL Aluminium

emco dirt collection well: 5522CN Chrome-nickel steel (V2A)

emco dirt collection well: 5542AL Aluminium

emco dirt collection well: 5000 AL Aluminium

emco dirt collection well: 5000 CN Chrome-nickel steel (V2A)

emco dirt collection well: 5000 AL+ Aluminium

emco dirt collection well: 5000 CN+ Chrome-nickel steel (V2A)

emco special frame with substructure: A Version A: with installation frame, rectangular tube profiles, grid support and height adjustment.

emco special frame with substructure: B Version B: with installation frame, grid support and rectangular tube profiles

emco special frame with substructure: C Type C: with installation frame and rectangular tube profiles

Rubber underlay 3 mm: GU 3

Rubber underlay 5 mm: GU 5

Accessories

Rubber underlay 1 mm: GU 1

Mat joining brackets: MV Supplied as standard with mats in several parts

Suitable for:

Retirement homes and Care-/Nursery Homes

Arena

medical practice

Train station

DIY store

Offices and administrative buildings

Family home

Shopping centre

Retail sector

University / Higher education institution

airport

Hotel

Industry

Kindergarten/Nursery

Clinic/Hospital

Warehouse

Apartment building

Trade fair

School

Sports hall

Supermarket

Insert certified to TÜV PROFiCERT- product interior (Standard)

French VOC regulation

LEED v4 (outside North America)

BREEAM Exemplary Level

Belgian VOC regulation

AgBB (Committee for Health-related Evaluation of Building Products)

MVV TB Appendix 8, 9 / ABG


Model 517 PSL Care

| |
|--|
| Service and services |
| Construction site advice |
| Dimensioning |
| Measured using laser measuring device on site. |


| |
|--|
| Installation service |
| Fitting and installation service |
| Repairs |
| The product can be disposed of or recycled in an environmentally friendly way. |

Model 517 PSL Care

Colours



47.01 anthracite



47.04 beige



47.03 brown



47.02 grey

Warranty conditions are available at:
www.emco-bau.com/en/warranty-conditions/

Subject to technical modifications

emco Bautechnik GmbH · Breslauer Straße 34 - 38 · D-49808 Lingen (Ems)
· Germany · Phone: +49 (0) 591/9140-500 · Fax: +49 (0) 591/9140-852 · Email:
bau@emco.de · www.emco-bau.com

