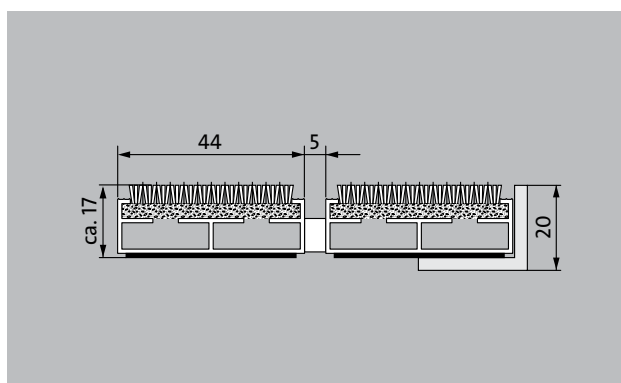



## Model 517 PL Maximus



The extra-wide premium entrance mat with the stylish, carpet-look Maximus insert stands out from the crowd with its premium-quality tufted velour and high-end design. Particularly ideal for collecting fine dirt. Optimally designed for buildings exposed to average to heavy footfall.

**1** **2** **3** Indoor and outdoor  
(covered, Zone 1+2)

### Description

Rollable and hard-wearing premium entrance mat with extra-wide profile bars and performance insert for supported installation options. Customisable widths and walking depths available without a compensation profile. Available in any geometric shape.



Indoor and outdoor (covered, Zone 1+2)



Street dust, hair, sand, ash, textile fibres, small leaves and twigs, etc.



Damp street dust, damp sand deposits, dust, etc.



R 12 slip resistance as per DIN 51130



5 years guarantee



Bfl-s1



Property suitable inlay 33

## Model 517 PL Maximus

<b>Approx. height (mm)</b>	17
<b>Note on height</b>	The insert can actually be approx. 2-3 mm higher due to the wear layer.
<b>Roll-over and drive-over capability:</b>	<p>Prams</p> <p>Sack-/hand truck</p> <p>Wheelchairs</p> <p>Light shopping trolleys</p> <p>hand trolleys</p>
<b>Standard profile clearance approx. (mm)</b>	5 mm, rubber spacers
<b>Automatic door systems</b>	Profile gaps, for revolving doors, available in 3mm according to DIN EN 16005
<b>Connection</b>	Plastic-coated stainless steel cable
<b>Profile width (mm)</b>	44
<b>Weight (kg/m<sup>2</sup>)</b>	9.5
<b>Mat division as per factory standards</b>	From a profile length of 3000 mm or a maximum mat weight of 30 kg. For profile lengths above 2300 mm, a surcharge is applicable. Mat deviations/splits possible at customer's request.
<b>Support chassis</b>	Made using rigid aluminium with sound absorbing insulation on the underside
<b>Support chassis colour</b>	Standard natural anodized Anodised colours for an additional charge: EV3 gold, C33 mid-bronze, C35 black or C31 stainless steel
<b>Tread surface</b>	The stylish Maximus insert stands out from the crowd with its premium-quality tufted velour and high-end design.
<b>Slip resistance</b>	R 12 slip resistance as per DIN 51130
<b>Flammability</b>	Fire classification for the complete mat system Bfl-s1 in accordance with EN 13501
<b>Pile material</b>	100% PA 6.6 (polyamide)
<b>Use classification EN1307</b>	Property suitable inlay 33
<b>Colour fastness to artificial light ISO 105-B02</b>	good 5-6
<b>Colour fastness to rubbing ISO 105 X12</b>	good 5
<b>Colour fastness to water ISO 105 E01</b>	good 5
<b>Bacterial reduction EHEC ASTM-e2149</b>	29,4 %

<b>Bacterial reduction staphylococcus aureus ASTM-e2149</b>	16,7 %
<b>Bacterial reduction klebsiella pneumoniae ASTM-e2149</b>	68,2 %

<b>Accessories</b>
emco installation frame 500: 500-20 AL Aluminium
emco installation frame 500: 500-20 CN Chrome-nickel steel (V2A)
emco ramp edge: A17 Aluminium
emco T-profile: T17
emco cover strip: C17 Chrome-nickel steel (V2A)
emco INOX®: LINEO 17 Chrome-nickel steel (V2A)
emco INOX®: QUADRO 17 Chrome-nickel steel (V2A)
emco dirt collection well: 5517AL Aluminium
emco dirt collection well: 5517CN Chrome-nickel steel (V2A)
Rubber underlay 1 mm: GU 1
Rubber underlay 3 mm: GU 3
Rubber underlay 5 mm: GU 5
Mat joining brackets: MV Supplied as standard with mats in several parts

<b>Suitable for:</b>
Retirement homes and Care-/Nursery Homes
medical practice
Offices and administrative buildings
Family home
Retail sector
Hotel
Kindergarten/Nursery
Apartment building
School
Sports hall

<b>Insert certified to TÜV PROFiCERT- product interior (Standard)</b>
French VOC regulation
LEED v4 (outside North America)
BREEAM Exemplary Level
Belgian VOC regulation
AgBB (Committee for Health-related Evaluation of Building Products)
MVV TB Appendix 8, 9 / ABG

### Model 517 PL Maximus

Service and services
Construction site advice
Dimensioning
Measured using laser measuring device on site.

Installation service
Fitting and installation service
Repairs
The product can be disposed of or recycled in an environmentally friendly way.

## Model 517 PL Maximus

### Colours



Anthracite 80.02




Brown 80.04



Red 80.07



Black mottled 81.01



Black 80.01

Warranty conditions are available at:  
[www.emco-bau.com/en/warranty-conditions/](http://www.emco-bau.com/en/warranty-conditions/)

Subject to technical modifications

emco Bautechnik GmbH · Breslauer Straße 34 - 38 · D-49808 Lingen (Ems)  
Germany · Phone: +49 (0) 591/9140-500 · Fax: +49 (0) 591/9140-852  
Email: [bau@emco.de](mailto:bau@emco.de) · [www.emco-bau.com](http://www.emco-bau.com)

