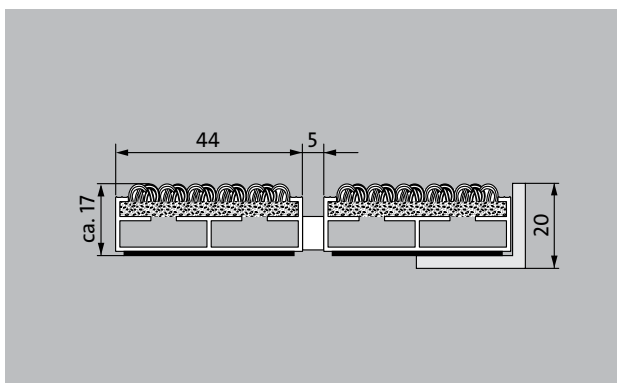


## Model 517 PL Care




The extra-wide premium entrance mat with the robust Care insert is exceptionally abrasion resistant and the number-one choice for the effective reduction of fine dirt. Optimally designed for buildings exposed to average to heavy footfall.

**1** **2** **3** Indoor and outdoor (covered, Zone 1+2)

### Description

Rollable and hard-wearing premium entrance mat with extra-wide profile bars and performance insert for supported installation options. Customisable widths and walking depths available without a compensation profile. Available in any geometric shape.



Indoor and outdoor (covered, Zone 1+2)



Street dust, hair, sand, ash, textile fibres, small leaves and twigs, etc.



Damp street dust, damp sand deposits, dust, etc.



R 12 slip resistance as per DIN 51130



5 years guarantee



Cfl-s1



Property suitable inlay 33

## Model 517 PL Care

Approx. height (mm)	17
Roll-over and drive-over capability:	Prams
	Sack-/hand truck
	Wheelchairs
	Light shopping trolleys hand trolleys
Standard profile clearance approx. (mm)	5 mm, rubber spacers
Automatic door systems	Profile gaps, for revolving doors, available in 3mm according to DIN EN 16005
Connection	Plastic-coated stainless steel cable
Profile width (mm)	44
Weight (kg/m <sup>2</sup> )	9.5
Mat division as per factory standards	From a profile length of 3000 mm or a maximum mat weight of 30 kg. For profile lengths above 2300 mm, a surcharge is applicable. Mat deviations/splits possible at customer's request.
Support chassis	Made using rigid aluminium with sound absorbing insulation on the underside
Support chassis colour	Standard natural anodized Anodised colours for an additional charge: EV3 gold, C33 mid-bronze, C35 black or C31 stainless steel
Tread surface	The robust and exceptionally abrasion-resistant Care insert for the effective reduction of fine dirt.
Slip resistance	R 12 slip resistance as per DIN 51130
Flammability	Fire classification for the complete mat system Cfl-s1 in accordance with EN 13501
Pile material	100% PA 6 (polyamide)
Use classification EN1307	Property suitable inlay 33
Colour fastness to artificial light ISO 105-B02	good 5-6
Colour fastness to rubbing ISO 105 X12	good 4-5
Colour fastness to water ISO 105 E01	good 4-5
Bacterial reduction EHEC ASTM-e2149	11,9 %
Bacterial reduction staphylococcus aureus ASTM-e2149	45,0 %

Bacterial reduction klebsiella pneumoniae ASTM-e2149	99,8 %
--	--------

Accessories
emco installation frame 500: 500-20 AL Aluminium
emco installation frame 500: 500-20 CN Chrome-nickel steel (V2A)
emco ramp edge: A17 Aluminium
emco T-profile: T17
emco cover strip: C17 Chrome-nickel steel (V2A)
emco INOX®: LINEO 17 Chrome-nickel steel (V2A)
emco INOX®: QUADRO 17 Chrome-nickel steel (V2A)
emco dirt collection well: 5517AL Aluminium
emco dirt collection well: 5517CN Chrome-nickel steel (V2A)
Rubber underlay 1 mm: GU 1
Rubber underlay 3 mm: GU 3
Rubber underlay 5 mm: GU 5
Mat joining brackets: MV Supplied as standard with mats in several parts

Suitable for:
Retirement homes and Care-/Nursery Homes
medical practice
Offices and administrative buildings
Family home
Retail sector
Hotel
Kindergarten/Nursery
Apartment building
School
Sports hall

Insert certified to TÜV PROFiCERT- product interior (Standard)
French VOC regulation
LEED v4 (outside North America)
BREEAM Exemplary Level
Belgian VOC regulation
AgBB (Committee for Health-related Evaluation of Building Products)
MVV TB Appendix 8, 9 / ABG


### Model 517 PL Care

Service and services
Construction site advice
Dimensioning
Measured using laser measuring device on site.


Installation service
Fitting and installation service
Repairs
The product can be disposed of or recycled in an environmentally friendly way.

## **Model 517 PL Care**


### **Colours**




47.01 anthracite



47.04 beige



47.03 brown



47.02 grey

Warranty conditions are available at:  
[www.emco-bau.com/en/warranty-conditions/](http://www.emco-bau.com/en/warranty-conditions/)

Subject to technical modifications

emco Bautechnik GmbH · Breslauer Straße 34 - 38 · D-49808 Lingen (Ems)  
· Germany · Phone: +49 (0) 591/9140-500 · Fax: +49 (0) 591/9140-852 · Email:  
[bau@emco.de](mailto:bau@emco.de) · [www.emco-bau.com](http://www.emco-bau.com)

