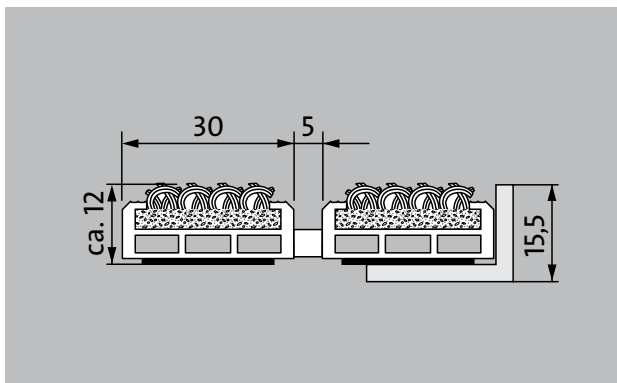


## Model 512 SR




The original entrance mat with the successful coarse-fibre ribbed insert is extremely abrasion-resistant and provides maximum dimensional stability. Particularly suitable for collecting fine dirt. Ideal for buildings with normal to heavy loads.

**1** **2** **3** Indoor and outdoor (covered, Zone 1+2)

### Description

Rollable, extremely hard-wearing, original entrance mat with standard insert for supported installation options. Also capable of withstanding wheeled traffic. Customisable widths and walking depths available without a compensation profile. Available in any geometric shape.



Indoor and outdoor (covered, Zone 1+2)



Street dust, hair, sand, ash, textile fibres, small leaves and twigs, etc.



R 11 slip resistance as per DIN 51130



4 year warranty

## Model 512 SR

<b>Approx. height (mm)</b>	12
<b>Roll-over and drive-over capability:</b>	Prams Sack-/hand truck Wheelchairs Light shopping trolleys hand trolleys pallet trucks
<b>Standard profile clearance approx. (mm)</b>	5 mm, rubber spacers
<b>Automatic door systems</b>	Profile clearance of 3 mm available as an option for revolving door drives, in accordance with EN 16005
<b>Connection</b>	Plastic-coated stainless steel cable
<b>Max. width/profile length for individual section (mm):</b>	3000
<b>Profile width (mm)</b>	30
<b>Depth/walking depth for individual section (mm):</b>	1500
<b>Weight (kg/m<sup>2</sup>)</b>	11,0
<b>Mat division as per factory standards</b>	From a profile length of 3000 mm or a maximum mat weight of 25 kg. For profile lengths above 2300 mm, a surcharge is applicable. Mat deviations/splits possible at customer's request.
<b>Support chassis</b>	Reinforced support chassis made using rigid aluminium with sound absorbing insulation on the underside
<b>Support chassis colour</b>	Aluminium as standard. Anodised colours for an additional charge: EV3 gold, C33 mid-bronze, C35 black or C31 stainless steel
<b>Tread surface</b>	Recessed, robust, weather-proof, ribbed carpet strips.
<b>Slip resistance</b>	R 11 slip resistance as per DIN 51130
<b>Flammability</b>	Insert available on request (surcharge applicable) with fire classification Cfl-s1 according to EN 13501.
<b>Pile material</b>	100% PP (polypropylene)
<b>Colour fastness to artificial light ISO 105-B02</b>	good 6
<b>Colour fastness to rubbing ISO 105 X12</b>	good 4
<b>Colour fastness to water ISO 105 E01</b>	good 5

### Accessories

emco installation frame 500: 500-15 AL Aluminium
emco installation frame 500: 500-15 CN Chrome-nickel steel (V2A)
emco ramp edge: A12 Aluminium
emco cover strip: C12 Chrome-nickel steel (V2A)
emco INOX®: LINEO 12 Chrome-nickel steel (V2A)
emco dirt collection well: 5512AL Aluminium
emco dirt collection well: 5512CN Chrome-nickel steel (V2A)
emco dirt collection well: 5512AL Aluminium
emco dirt collection well: 5512CN Chrome-nickel steel (V2A)
Rubber underlay 3 mm: GU 3
Rubber underlay 5 mm: GU 5
Rubber underlay 1 mm: GU 1
Mat joining brackets: MV Supplied as standard with mats in several parts

### Suitable for:

Retirement homes and Care-/Nursery Homes
medical practice
Offices and administrative buildings
Family home
Retail sector
Hotel
Kindergarten/Nursery
Apartment building
School
Sports hall

### Insert certified to TÜV PROFiCERT- product interior (Standard)

French VOC regulation
LEED v4 (outside North America)
BREEAM Exemplary Level
Belgian VOC regulation
AgBB (Committee for Health-related Evaluation of Building Products)
MVV TB Appendix 8, 9 / ABG

### Model 512 SR

Service and services
Construction site advice
Dimensioning
Measured using laser measuring device on site.

Installation service
Fitting and installation service
Repairs
The product can be disposed of or recycled in an environmentally friendly way.




## Model 512 SR


### Colours




Anthracite no. 200



Brown no. 485



Light grey no. 220



Red no. 305



Sand no. 430

Warranty conditions are available at:  
[www.emco-bau.com/en/warranty-conditions/](http://www.emco-bau.com/en/warranty-conditions/)

Subject to technical modifications

emco Bautechnik GmbH · Breslauer Straße 34 - 38 · D-49808 Lingen (Ems)  
· Germany · Phone: +49 (0) 591/9140-500 · Fax: +49 (0) 591/9140-852 · Email:  
[bau@emco.de](mailto:bau@emco.de) · [www.emco-bau.com](http://www.emco-bau.com)

