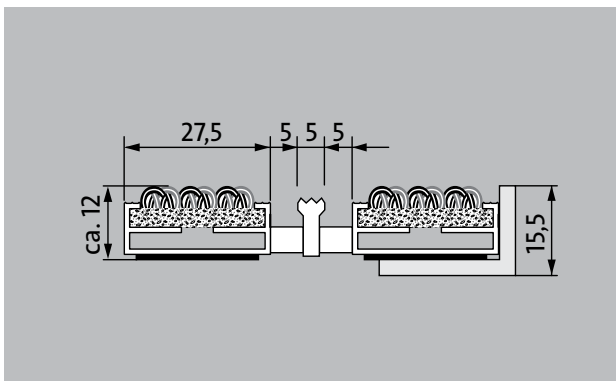



Model 512 P Outdoor K



The long-lasting Premium entrance mat with the Outdoor insert for demonstrably thorough removal of coarse dirt. The additional profile provides extra cleaning. Ideal for buildings with normal to heavy loading.

1 **2** **3** Indoor and outdoor (covered, Zone 1+2)

Description

Rollable and hard-wearing premium entrance mat with performance insert for supported installation options. Customisable widths and walking depths available without a compensation profile. Available in any geometric shape.



Indoor and outdoor (covered, Zone 1+2)



Street dust, hair, sand, ash, textile fibres, small leaves and twigs, loose chippings, coarse sand, small gravel particles



5 years guarantee



Property suitable inlay 33

Model 512 P Outdoor K

| | |
|--|--|
| Approx. height (mm) | 12 |
| Roll-over and drive-over capability: | Prams Sack-/hand truck Wheelchairs |
| Standard profile clearance approx. (mm) | 5 mm, rubber spacers |
| Automatic door systems | Profile gaps, for revolving doors, available in 3mm according to DIN EN 16005 |
| Connection | Plastic-coated stainless steel cable |
| Profile width (mm) | 27.5 |
| Weight (kg/m²) | 8.7 |
| Mat division as per factory standards | From a profile length of 3000 mm or a maximum mat weight of 25 kg. For profile lengths above 2300 mm, a surcharge is applicable. Mat deviations/splits possible at customer's request. |
| Support chassis | Made using rigid aluminium with sound absorbing insulation on the underside |
| Support chassis colour | Standard natural anodized Anodised colours for an additional charge: EV3 gold, C33 mid-bronze, C35 black or C31 stainless steel |
| Tread surface | The weather-resistant Outdoor insert for noticeably thorough removal of coarse dirt. The additional profile increases the cleaning power. |
| Flammability | Insert with fire classification Cfl-s1 according to EN 13501. |
| Pile material | 100% PA 6 (polyamide) |
| Use classification EN1307 | Property suitable inlay 33 |

Accessories

| |
|--|
| emco installation frame 500: 500-15 AL Aluminium |
| emco installation frame 500: 500-15 CN Chrome-nickel steel (V2A) |
| emco ramp edge: A12 Aluminium |
| emco cover strip: C12 Chrome-nickel steel (V2A) |
| emco INOX®: LINEO 12 Chrome-nickel steel (V2A) |
| emco dirt collection well: 5512AL Aluminium |
| emco dirt collection well: 5512CN Chrome-nickel steel (V2A) |
| Rubber underlay 1 mm: GU 1 |
| Rubber underlay 3 mm: GU 3 |
| Rubber underlay 5 mm: GU 5 |
| Mat joining brackets: MV Supplied as standard with mats in several parts |

Suitable for:

| |
|--|
| Retirement homes and Care-/Nursery Homes |
| medical practice |
| Family home |
| Apartment building |
| Sports hall |

Service and services

| |
|--|
| Construction site advice |
| Dimensioning |
| Measured using laser measuring device on site. |
| Installation service |
| Fitting and installation service |
| Repairs |
| The product can be disposed of or recycled in an environmentally friendly way. |

Model 512 P Outdoor K


Colours



Anthracite



Brown



Red

Warranty conditions are available at:
www.emco-bau.com/en/warranty-conditions/

Subject to technical modifications

emco Bautechnik GmbH · Breslauer Straße 34 - 38 · D-49808 Lingen (Ems)
· Germany · Phone: +49 (0) 591/9140-500 · Fax: +49 (0) 591/9140-852 · Email:
bau@emco.de · www.emco-bau.com

