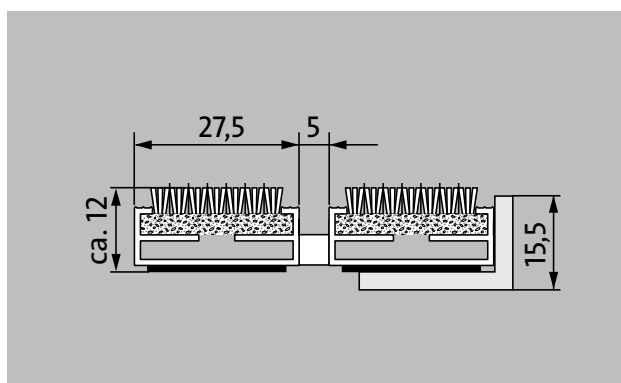


Model 512 P Maximus




The premium entrance mat with the stylish, carpet-look Maximus insert stands out from the crowd with its premium-quality tufted velour and high-end design. Particularly ideal for collecting fine dirt. Optimally designed for buildings exposed to average to heavy footfall.



Indoor and outdoor
(covered, Zone 1+2)

Description

Rollable and hard-wearing premium entrance mat with performance insert for supported installation options. Customisable widths and walking depths available without a compensation profile. Available in any geometric shape.



Indoor and outdoor (covered, Zone 1+2)



Street dust, hair, sand, ash, textile fibres, small leaves and twigs, etc.



Damp street dust, damp sand deposits, dust, etc.



R 12 slip resistance as per DIN 51130



5 years guarantee



Bfl-s1



class 33 (heavy commercial use)

Model 512 P Maximus

Approx. height (mm)	12
Note on height	The insert can actually be approx. 2-3 mm higher due to the wear layer.
Roll-over and drive-over capability:	Prams Sack-/hand truck Wheelchairs
Standard profile clearance approx. (mm)	5 mm, rubber spacers
Automatic door systems	Profile clearance of 3 mm available as an option for revolving door drives, in accordance with EN 16005
Connection	Plastic-coated stainless steel cable
Max. width/profile length for individual section (mm):	3000
Profile width (mm)	27.5
Depth/walking depth for individual section (mm):	1500
Weight (kg/m²)	8.7
Mat division as per factory standards	From a profile length of 3000 mm or a maximum mat weight of 25 kg. For profile lengths above 2300 mm, a surcharge is applicable. Mat deviations/splits possible at customer's request.
Support chassis	Made using rigid aluminium with Premium sound absorbing insulation on the underside
Support chassis colour	Aluminium as standard. Anodised colours for an additional charge: EV3 gold, C33 mid-bronze, C35 black or C31 stainless steel
Tread surface	The stylish Maximus insert stands out from the crowd with its premium-quality tufted velour and high-end design.
Slip resistance	R 12 slip resistance as per DIN 51130
Flammability	Fire classification for the complete mat system Bfl-s1 in accordance with EN 13501
Pile material	100% PA 6.6 (polyamide)
Use classification EN1307	class 33 (heavy commercial use)
Colour fastness to artificial light ISO 105-B02	good 5-6
Colour fastness to rubbing ISO 105 X12	good 5
Colour fastness to water ISO 105 E01	good 5

Bacterial reduction EHEC ASTM-e2149	29,4 %
Bacterial reduction staphylococcus aureus ASTM-e2149	16,7 %
Bacterial reduction klebsiella pneumoniae ASTM-e2149	68,2 %

Accessories
emco installation frame 500: 500-15 AL Aluminium
emco installation frame 500: 500-15 CN Chrome-nickel steel (V2A)
emco ramp edge: A12 Aluminium
emco cover strip: C12 Chrome-nickel steel (V2A)
emco INOX®: LINEO 12 Chrome-nickel steel (V2A)
emco dirt collection well: 5512AL Aluminium
emco dirt collection well: 5512CN Chrome-nickel steel (V2A)
emco dirt collection well: 5512AL Aluminium
emco dirt collection well: 5512CN Chrome-nickel steel (V2A)
Rubber underlay 3 mm: GU 3
Rubber underlay 5 mm: GU 5
Rubber underlay 1 mm: GU 1
Mat joining brackets: MV Supplied as standard with mats in several parts

Suitable for:
Retirement homes and Care-/Nursery Homes
medical practice
Family home
Apartment building
Sports hall

Insert certified to TÜV PROFiCERT- product interior (Standard)
French VOC regulation
LEED v4 (outside North America)
BREEAM Exemplary Level
Belgian VOC regulation
AgBB (Committee for Health-related Evaluation of Building Products)
MVV TB Appendix 8, 9 / ABG

Model 512 P Maximus

Service and services
Construction site advice
Dimensioning
Measured using laser measuring device on site.

Installation service
Fitting and installation service
Repairs
The product can be disposed of or recycled in an environmentally friendly way.

Model 512 P Maximus


Colours



Anthracite 80.02




Brown 80.04



Red 80.07



Black mottled 81.01



Black 80.01

Warranty conditions are available at:
www.emco-bau.com/en/warranty-conditions/

Subject to technical modifications

emco Bautechnik GmbH · Breslauer Straße 34 - 38 · D-49808 Lingen (Ems)
· Germany · Phone: +49 (0) 591/9140-500 · Fax: +49 (0) 591/9140-852 · Email:
bau@emco.de · www.emco-bau.com

