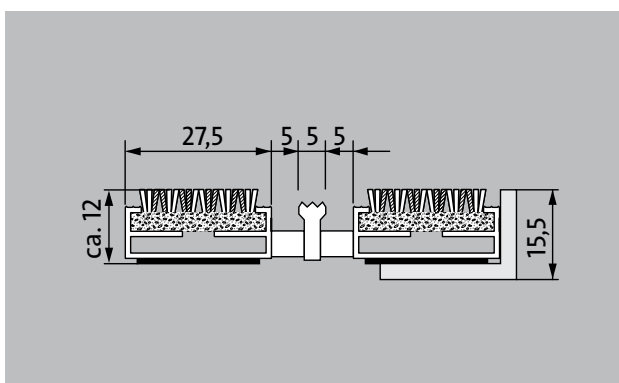



## Model 512 P Conform K



The premium entrance mat with the Conform insert made of recycled materials is the perfect complement to wooden surroundings and can be used in a whole host of environments. Particularly ideal for collecting fine dirt. Optimally designed for buildings exposed to extreme footfall.



### Description

Rollable and hard-wearing premium entrance mat with performance insert for supported installation options. Customisable widths and walking depths available without a compensation profile. Available in any geometric shape.



Indoor and outdoor (covered, Zone 1+2)



Street dust, hair, sand, ash, textile fibres, small leaves and twigs, etc.



Damp street dust, damp sand deposits, dust, etc.



5 years guarantee



Cfl-s1



Property suitable inlay 32

## Model 512 P Conform K

<b>Approx. height (mm)</b>	12
<b>Roll-over and drive-over capability:</b>	Prams Sack-/hand truck Wheelchairs
<b>Standard profile clearance approx. (mm)</b>	5 mm, rubber spacers
<b>Automatic door systems</b>	Profile gaps, for revolving doors, available in 3mm according to DIN EN 16005
<b>Connection</b>	Plastic-coated stainless steel cable
<b>Profile width (mm)</b>	27.5
<b>Weight (kg/m<sup>2</sup>)</b>	9.0
<b>Mat division as per factory standards</b>	From a profile length of 3000 mm or a maximum mat weight of 25 kg. For profile lengths above 2300 mm, a surcharge is applicable. Mat deviations/splits possible at customer's request.
<b>Support chassis</b>	Made using rigid aluminium with sound absorbing insulation on the underside
<b>Support chassis colour</b>	Standard natural anodized Anodised colours for an additional charge: EV3 gold, C33 mid-bronze, C35 black or C31 stainless steel
<b>Tread surface</b>	The Conform insert made of recycled materials is the perfect complement to wooden surroundings and can be used in a whole host of environments. The additional profile increases the cleaning power.
<b>Flammability</b>	Insert with fire classification Cfl-s1 according to EN 13501.
<b>Pile material</b>	100% PA 6 (polyamide)
<b>Use classification EN1307</b>	Property suitable inlay 33

### Accessories

emco installation frame 500: 500-15 AL Aluminium
emco installation frame 500: 500-15 CN Chrome-nickel steel (V2A)
emco ramp edge: A12 Aluminium
emco cover strip: C12 Chrome-nickel steel (V2A)
emco INOX®: LINEO 12 Chrome-nickel steel (V2A)
emco dirt collection well: 5512AL Aluminium
emco dirt collection well: 5512CN Chrome-nickel steel (V2A)
Rubber underlay 1 mm: GU 1
Rubber underlay 3 mm: GU 3
Rubber underlay 5 mm: GU 5
Mat joining brackets: MV Supplied as standard with mats in several parts

### Suitable for:

Retirement homes and Care-/Nursery Homes
medical practice
Family home
Apartment building
Sports hall

### Insert certified to TÜV PROFiCERT- product interior (Standard)


French VOC regulation
LEED v4 (outside North America)
BREEAM Exemplary Level
Belgian VOC regulation
AgBB (Committee for Health-related Evaluation of Building Products)
MVV TB Appendix 8, 9 / ABG

### Service and services

Construction site advice
Dimensioning
Measured using laser measuring device on site.
Installation service
Fitting and installation service
Repairs
The product can be disposed of or recycled in an environmentally friendly way.

## **Model 512 P Conform K**

### **Colours**



76.01 Anthracite



76.02 Beige



76.04 Brown

Warranty conditions are available at:  
[www.emco-bau.com/en/warranty-conditions/](http://www.emco-bau.com/en/warranty-conditions/)

Subject to technical modifications

emco Bautechnik GmbH · Breslauer Straße 34 - 38 · D-49808 Lingen (Ems)  
· Germany · Phone: +49 (0) 591/9140-500 · Fax: +49 (0) 591/9140-852 · Email:  
[bau@emco.de](mailto:bau@emco.de) · [www.emco-bau.com](http://www.emco-bau.com)

