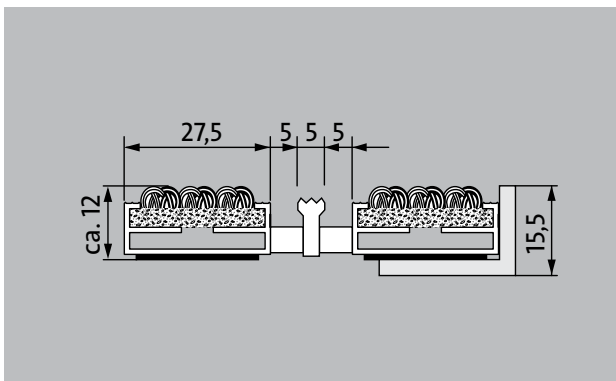



Model 512 P Care K



The premium entrance mat with the robust Care insert is exceptionally abrasion resistant and the number-one choice for the effective reduction of fine dirt. The additional profile offers even more cleaning power. Optimally designed for buildings exposed to average to heavy footfall.



Indoor and outdoor
(covered, Zone 1+2)

Description

Rollable and hard-wearing premium entrance mat with performance insert for supported installation options. Customisable widths and walking depths available without a compensation profile. Available in any geometric shape.



Indoor and outdoor (covered, Zone 1+2)



Street dust, hair, sand, ash, textile fibres, small leaves and twigs, etc.



Damp street dust, damp sand deposits, dust, etc.



R10 slip resistance as per DIN 51130



5 years guarantee



Cfl-s1



class 33 (heavy commercial use)

Model 512 P Care K

| | |
|---|--|
| Approx. height (mm) | 12 |
| Roll-over and drive-over capability: | Prams Sack-/hand truck Wheelchairs |
| Standard profile clearance approx. (mm) | 5 mm, rubber spacers |
| Automatic door systems | Profile clearance of 3 mm available as an option for revolving door drives, in accordance with EN 16005 |
| Connection | Plastic-coated stainless steel cable |
| Max. width/profile length for individual section (mm): | 3000 |
| Profile width (mm) | 27.5 |
| Depth/walking depth for individual section (mm): | 1500 |
| Weight (kg/m²) | 08,9 |
| Mat division as per factory standards | From a profile length of 3000 mm or a maximum mat weight of 25 kg. For profile lengths above 2300 mm, a surcharge is applicable. Mat deviations/splits possible at customer's request. |
| Support chassis | Made using rigid aluminium with Premium sound absorbing insulation on the underside |
| Support chassis colour | Aluminium as standard. Anodised colours for an additional charge: EV3 gold, C33 mid-bronze, C35 black or C31 stainless steel |
| Tread surface | The robust and exceptionally abrasion-resistant Care insert for the effective reduction of fine dirt. The additional profile increases the cleaning power. |
| Flammability | Insert with fire classification Cfl-s1 according to EN 13501. |
| Pile material | 100% PA 6 (polyamide) |
| Use classification EN1307 | class 33 (heavy commercial use) |
| Colour fastness to artificial light ISO 105-B02 | good 5-6 |
| Colour fastness to rubbing ISO 105 X12 | good 4-5 |
| Colour fastness to water ISO 105 E01 | good 4-5 |

Accessories

| |
|--|
| emco installation frame 500: 500-15 AL Aluminium |
| emco installation frame 500: 500-15 CN Chrome-nickel steel (V2A) |
| emco ramp edge: A12 Aluminium |
| emco cover strip: C12 Chrome-nickel steel (V2A) |
| emco INOX®: LINEO 12 Chrome-nickel steel (V2A) |
| emco dirt collection well: 5512AL Aluminium |
| emco dirt collection well: 5512CN Chrome-nickel steel (V2A) |
| emco dirt collection well: 5512AL Aluminium |
| emco dirt collection well: 5512CN Chrome-nickel steel (V2A) |
| Rubber underlay 3 mm: GU 3 |
| Rubber underlay 5 mm: GU 5 |
| Rubber underlay 1 mm: GU 1 |
| Mat joining brackets: MV Supplied as standard with mats in several parts |

Suitable for:

| |
|--|
| Retirement homes and Care-/Nursery Homes |
| medical practice |
| Family home |
| Apartment building |
| Sports hall |

Insert certified to TÜV PROFiCERT- product interior (Standard)

| |
|---|
| French VOC regulation |
| LEED v4 (outside North America) |
| BREEAM Exemplary Level |
| Belgian VOC regulation |
| AgBB (Committee for Health-related Evaluation of Building Products) |
| MVV TB Appendix 8, 9 / ABG |

Service and services


| |
|--|
| Construction site advice |
| Dimensioning |
| Measured using laser measuring device on site. |
| Installation service |
| Fitting and installation service |
| Repairs |
| The product can be disposed of or recycled in an environmentally friendly way. |

Model 512 P Care K

Colours



47.01 anthracite



47.02 grey



47.03 brown



47.04 beige

Warranty conditions are available at:
www.emco-bau.com/en/warranty-conditions/

Subject to technical modifications

emco Bautechnik GmbH · Breslauer Straße 34 - 38 · D-49808 Lingen (Ems)
· Germany · Phone: +49 (0) 591/9140-500 · Fax: +49 (0) 591/9140-852 · Email:
bau@emco.de · www.emco-bau.com

