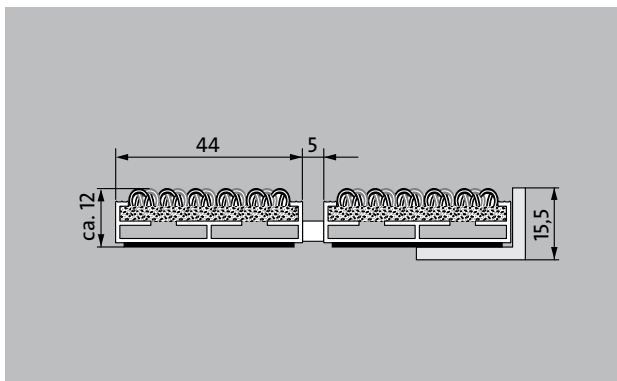



Model 512 PL Outdoor



The extra-wide, long-lasting Premium entrance mat with the Outdoor insert for demonstrably thorough removal of coarse dirt. Ideal for buildings with normal to heavy loading.

1 **2** **3** Indoor and outdoor
(covered, Zone 1+2)

Description

Rollable and hard-wearing premium entrance mat with extra-wide profile bars and performance insert for supported installation options. Customisable widths and walking depths available without a compensation profile. Available in any geometric shape.



Indoor and outdoor (covered, Zone 1+2)



Street dust, hair, sand, ash, textile fibres, small leaves and twigs, loose chippings, coarse sand, small gravel particles



R 11 slip resistance as per DIN 51130



5 years guarantee



Cfl-s1



Property suitable inlay 33

Model 512 PL Outdoor

Approx. height (mm)	12
Roll-over and drive-over capability:	Prams Sack-/hand truck Wheelchairs
Standard profile clearance approx. (mm)	5 mm, rubber spacers
Automatic door systems	Profile gaps, for revolving doors, available in 3mm according to DIN EN 16005
Connection	Plastic-coated stainless steel cable
Profile width (mm)	44
Weight (kg/m²)	8.4
Mat division as per factory standards	From a profile length of 3000 mm or a maximum mat weight of 25 kg. For profile lengths above 2300 mm, a surcharge is applicable. Mat deviations/splits possible at customer's request.
Support chassis	Made using rigid aluminium with sound absorbing insulation on the underside
Support chassis colour	Standard natural anodized Anodised colours for an additional charge: EV3 gold, C33 mid-bronze, C35 black or C31 stainless steel
Tread surface	The weather-resistant Outdoor insert for noticeably thorough removal of coarse dirt.
Slip resistance	R 11 slip resistance as per DIN 51130
Flammability	Fire classification for the complete mat system Cfl-s1 in accordance with EN 13501
Pile material	100% PA 6 (polyamide)
Use classification EN1307	Property suitable inlay 33
Colour fastness to artificial light ISO 105-B02	excellent 7
Colour fastness to rubbing ISO 105 X12	good 4-5
Colour fastness to water ISO 105 E01	good 4-5
Bacterial reduction EHEC ASTM-e2149	22,4 %

Bacterial reduction staphylococcus aureus ASTM-e2149	9,8 %
Bacterial reduction klebsiella pneumoniae ASTM-e2149	17,3 %


Accessories
emco installation frame 500: 500-15 AL Aluminium
emco installation frame 500: 500-15 CN Chrome-nickel steel (V2A)
emco ramp edge: A12 Aluminium
emco cover strip: C12 Chrome-nickel steel (V2A)
emco INOX®: LINEO 12 Chrome-nickel steel (V2A)
emco dirt collection well: 5512AL Aluminium
emco dirt collection well: 5512CN Chrome-nickel steel (V2A)
Rubber underlay 1 mm: GU 1
Rubber underlay 3 mm: GU 3
Rubber underlay 5 mm: GU 5
Mat joining brackets: MV Supplied as standard with mats in several parts

Suitable for:
Retirement homes and Care-/Nursery Homes
medical practice
Family home
Apartment building
Sports hall


Service and services
Construction site advice
Dimensioning
Measured using laser measuring device on site.
Installation service
Fitting and installation service
Repairs
The product can be disposed of or recycled in an environmentally friendly way.

Model 512 PL Outdoor


Colours



Anthracite



Brown



Red

Warranty conditions are available at:
www.emco-bau.com/en/warranty-conditions/

Subject to technical modifications

emco Bautechnik GmbH · Breslauer Straße 34 - 38 · D-49808 Lingen (Ems)
· Germany · Phone: +49 (0) 591/9140-500 · Fax: +49 (0) 591/9140-852 · Email:
bau@emco.de · www.emco-bau.com

