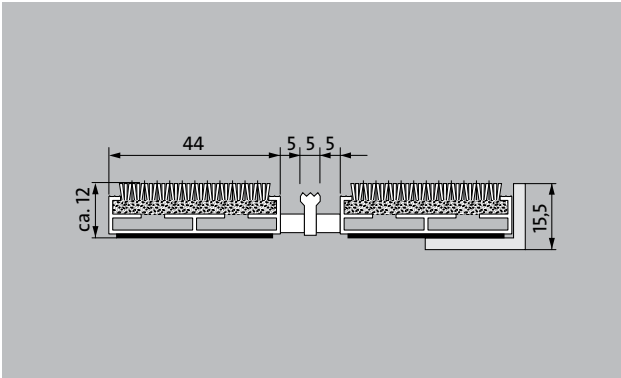



emco DIPLOMAT Premium Large With Maximus insert and scraping edge

Model 512 PL Maximus K




The extra-premium entrance mat with the stylish, carpet-look Maximus insert stands out from the crowd with its premium-quality tufted velour and high-end design. Particularly ideal for collecting fine dirt. The additional profile offers even more cleaning power. Optimally designed for buildings exposed to average to heavy footfall.

- 1
- 2
- 3 Indoor and outdoor (covered, Zone 1+2)

Description

Rollable and hard-wearing premium entrance mat with extra-wide profile bars and performance insert for supported installation options. Customisable widths and walking depths available without a compensation profile. Available in any geometric shape.



-  Indoor and outdoor (covered, Zone 1+2)
-  Street dust, hair, sand, ash, textile fibres, small leaves and twigs, etc.
-  Damp street dust, damp sand deposits, dust, etc.
-  5 years guarantee
-  class 33 (heavy commercial use)



Model 512 PL Maximus K

| | |
|---|--|
| Approx. height (mm) | 12 |
| Roll-over and drive-over capability: | Prams Sack-/hand truck Wheelchairs |
| Standard profile clearance approx. (mm) | 5 mm, rubber spacers |
| Automatic door systems | Profile clearance of 3 mm available as an option for revolving door drives, in accordance with EN 16005 |
| Connection | Plastic-coated stainless steel cable |
| Max. width/profile length for individual section (mm): | 3000 |
| Profile width (mm) | 44 |
| Depth/walking depth for individual section (mm): | 1500 |
| Weight (kg/m²) | 09,2 |
| Mat division as per factory standards | From a profile length of 3000 mm or a maximum mat weight of 25 kg. For profile lengths above 2300 mm, a surcharge is applicable. Mat deviations/splits possible at customer's request. |
| Support chassis | Made using rigid aluminium with Premium sound absorbing insulation on the underside |
| Support chassis colour | Aluminium as standard. Anodised colours for an additional charge: EV3 gold, C33 mid-bronze, C35 black or C31 stainless steel |
| Tread surface | The stylish Maximus insert stands out from the crowd with its premium-quality tufted velour and high-end design. The additional profile increases the cleaning power. |
| Flammability | Insert with fire classification Bfl-s1 according to EN 13501. |
| Pile material | 100% PA 6.6 (polyamide) |
| Use classification EN1307 | class 33 (heavy commercial use) |

| Accessories |
|--|
| emco installation frame 500: 500-15 AL Aluminium |
| emco installation frame 500: 500-15 CN Chrome-nickel steel (V2A) |
| emco ramp edge: A12 Aluminium |
| emco cover strip: C12 Chrome-nickel steel (V2A) |
| emco INOX®: LINEO 12 Chrome-nickel steel (V2A) |
| emco dirt collection well: 5512AL Aluminium |
| emco dirt collection well: 5512CN Chrome-nickel steel (V2A) |
| emco dirt collection well: 5512AL Aluminium |
| emco dirt collection well: 5512CN Chrome-nickel steel (V2A) |
| Rubber underlay 3 mm: GU 3 |
| Rubber underlay 5 mm: GU 5 |
| Rubber underlay 1 mm: GU 1 |
| Mat joining brackets: MV Supplied as standard with mats in several parts |

| Suitable for: |
|--|
| Retirement homes and Care-/Nursery Homes |
| medical practice |
| Family home |
| Apartment building |
| Sports hall |

| Insert certified to TÜV PROFiCERT- product interior (Standard) |
|---|
| French VOC regulation |
| LEED v4 (outside North America) |
| BREEAM Exemplary Level |
| Belgian VOC regulation |
| AgBB (Committee for Health-related Evaluation of Building Products) |
| MVV TB Appendix 8, 9 / ABG |

| Service and services |
|--|
| Construction site advice |
| Dimensioning |
| Measured using laser measuring device on site. |
| Installation service |
| Fitting and installation service |
| Repairs |
| The product can be disposed of or recycled in an environmentally friendly way. |

Model 512 PL Maximus K

Colours



Black 80.01



Black mottled 81.01



Anthracite 80.02



Brown 80.04



Red 80.07

Warranty conditions are available at:
www.emco-bau.com/en/warranty-conditions/

Subject to technical modifications

emco Bautechnik GmbH · Breslauer Straße 34 - 38 · D-49808 Lingen (Ems)
· Germany · Phone: +49 (0) 591/9140-500 · Fax: +49 (0) 591/9140-852 · Email:
bau@emco.de · www.emco-bau.com