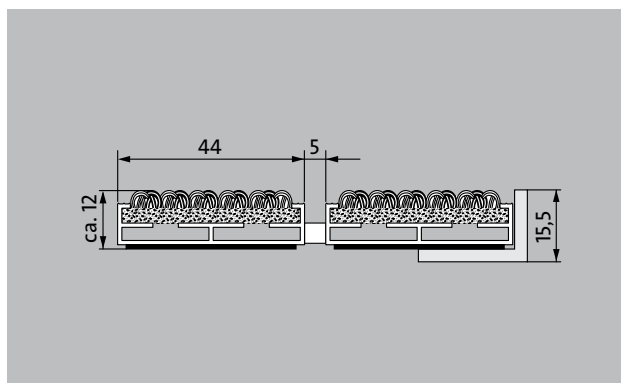


## Model 512 PL Care



The extra-wide premium entrance mat with the robust Care insert is exceptionally abrasion resistant and the number-one choice for the effective reduction of fine dirt. Optimally designed for buildings exposed to average to heavy footfall.



Indoor and outdoor  
(covered, Zone 1+2)

### Description

Rollable and hard-wearing premium entrance mat with extra-wide profile bars and performance insert for supported installation options. Customisable widths and walking depths available without a compensation profile. Available in any geometric shape.



Indoor and outdoor (covered, Zone 1+2)



Street dust, hair, sand, ash, textile fibres, small leaves and twigs, etc.



Damp street dust, damp sand deposits, dust, etc.



R 12 slip resistance as per DIN 51130




5 years guarantee



Cfl-s1



Property suitable inlay 33



## Model 512 PL Care

<b>Approx. height (mm)</b>	12
<b>Roll-over and drive-over capability:</b>	Prams Sack-/hand truck Wheelchairs
<b>Standard profile clearance approx. (mm)</b>	5 mm, rubber spacers
<b>Automatic door systems</b>	Profile gaps, for revolving doors, available in 3mm according to DIN EN 16005
<b>Connection</b>	Plastic-coated stainless steel cable
<b>Profile width (mm)</b>	44
<b>Weight (kg/m<sup>2</sup>)</b>	08,9
<b>Mat division as per factory standards</b>	From a profile length of 3000 mm or a maximum mat weight of 25 kg. For profile lengths above 2300 mm, a surcharge is applicable. Mat deviations/splits possible at customer's request.
<b>Support chassis</b>	Made using rigid aluminium with sound absorbing insulation on the underside
<b>Support chassis colour</b>	Standard natural anodized Anodised colours for an additional charge: EV3 gold, C33 mid-bronze, C35 black or C31 stainless steel
<b>Tread surface</b>	The robust and exceptionally abrasion-resistant Care insert for the effective reduction of fine dirt.
<b>Slip resistance</b>	R 12 slip resistance as per DIN 51130
<b>Flammability</b>	Fire classification for the complete mat system Cfl-s1 in accordance with EN 13501
<b>Pile material</b>	100% PA 6 (polyamide)
<b>Use classification EN1307</b>	Property suitable inlay 33
<b>Colour fastness to artificial light ISO 105-B02</b>	good 5-6
<b>Colour fastness to rubbing ISO 105 X12</b>	good 4-5
<b>Colour fastness to water ISO 105 E01</b>	good 4-5
<b>Bacterial reduction EHEC ASTM-e2149</b>	11,9 %
<b>Bacterial reduction staphylococcus aureus ASTM-e2149</b>	45,0 %
<b>Bacterial reduction klebsiella pneumoniae ASTM-e2149</b>	99,8 %

### Accessories

emco installation frame 500: 500-15 AL Aluminium
emco installation frame 500: 500-15 CN Chrome-nickel steel (V2A)
emco ramp edge: A12 Aluminium
emco cover strip: C12 Chrome-nickel steel (V2A)
emco INOX®: LINEO 12 Chrome-nickel steel (V2A)
emco dirt collection well: 5512AL Aluminium
emco dirt collection well: 5512CN Chrome-nickel steel (V2A)
Rubber underlay 1 mm: GU 1
Rubber underlay 3 mm: GU 3
Rubber underlay 5 mm: GU 5
Mat joining brackets: MV Supplied as standard with mats in several parts

### Suitable for:

Retirement homes and Care-/Nursery Homes
medical practice
Family home
Apartment building
Sports hall

### Insert certified to TÜV PROFiCERT- product interior (Standard)


French VOC regulation
LEED v4 (outside North America)
BREEAM Exemplary Level
Belgian VOC regulation
AgBB (Committee for Health-related Evaluation of Building Products)
MVV TB Appendix 8, 9 / ABG

### Service and services


Construction site advice
Dimensioning
Measured using laser measuring device on site.
Installation service
Fitting and installation service
Repairs
The product can be disposed of or recycled in an environmentally friendly way.

## Model 512 PL Care


### Colours




47.01 anthracite



47.04 beige



47.03 brown



47.02 grey

Warranty conditions are available at:  
[www.emco-bau.com/en/warranty-conditions/](http://www.emco-bau.com/en/warranty-conditions/)

Subject to technical modifications

emco Bautechnik GmbH · Breslauer Straße 34 - 38 · D-49808 Lingen (Ems)  
Germany · Phone: +49 (0) 591/9140-500 · Fax: +49 (0) 591/9140-852  
Email: [bau@emco.de](mailto:bau@emco.de) · [www.emco-bau.com](http://www.emco-bau.com)

