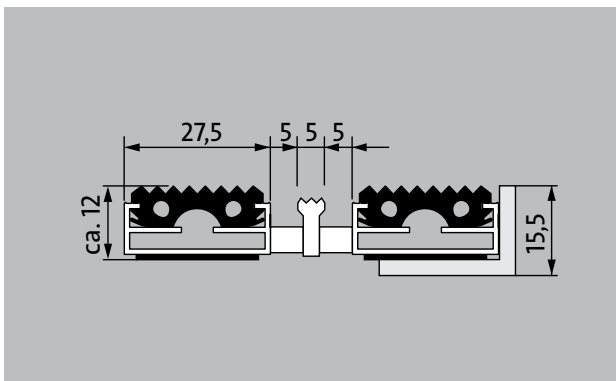


Model 512 GK




The original entrance mat with the profiled rubber insert for noticeably thorough removal of coarse dirt. The additional profile offers even more cleaning power. Optimally designed for buildings exposed to average to heavy footfall.



Description

Rollable and hard-wearing original entrance mat with standard insert for supported installation options. Customisable widths and walking depths available without a compensation profile. Available in any geometric shape.




Outside
(Zone 1)



Street dust,
hair, sand,
ash, textile
fibres, small
leaves and
twigs, loose
chippings,
coarse sand,
small gravel
particles



4 year war-
ranty



Model 512 GK

Approx. height (mm)	12
Roll-over and drive-over capability:	Prams Sack-/hand truck Wheelchairs
Standard profile clearance approx. (mm)	5 mm, rubber spacers
Automatic door systems	Profile gaps, for revolving doors, available in 3mm according to DIN EN 16005
Connection	Plastic-coated stainless steel cable
Profile width (mm)	27.5
Weight (kg/m²)	11,8
Mat division as per factory standards	From a profile length of 3000 mm or a maximum mat weight of 25 kg. For profile lengths above 2300 mm, a surcharge is applicable. Mat deviations/splits possible at customer's request.
Support chassis	Made using rigid aluminium with sound absorbing insulation on the underside
Support chassis colour	Standard natural anodized Anodised colours for an additional charge: EV3 gold, C33 mid-bronze, C35 black or C31 stainless steel
Tread surface	Recessed, robust, weather-proof profiled rubber inserts.
Flammability	Complete mat system available on request (surcharge applicable) with fire classification Bfl-s1 according to EN 13501.

Accessories

emco installation frame 500: 500-15 AL Aluminium
emco installation frame 500: 500-15 CN Chrome-nickel steel (V2A)
emco ramp edge: A12 Aluminium
emco cover strip: C12 Chrome-nickel steel (V2A)
emco INOX®: LINEO 12 Chrome-nickel steel (V2A)
emco dirt collection well: 5512AL Aluminium
emco dirt collection well: 5512CN Chrome-nickel steel (V2A)
Rubber underlay 1 mm: GU 1
Rubber underlay 3 mm: GU 3
Rubber underlay 5 mm: GU 5
Mat joining brackets: MV Supplied as standard with mats in several parts

Suitable for:

Retirement homes and Care-/Nursery Homes
medical practice
Family home
Apartment building
Sports hall

Service and services

Construction site advice
Dimensioning
Measured using laser measuring device on site.
Installation service
Fitting and installation service
Repairs
The product can be disposed of or recycled in an environmentally friendly way.

Model 512 GK

Colours



black

Warranty conditions are available at:
www.emco-bau.com/en/warranty-conditions/

Subject to technical modifications

emco Bautechnik GmbH · Breslauer Straße 34 - 38 · D-49808 Lingen (Ems)
· Germany · Phone: +49 (0) 591/9140-500 · Fax: +49 (0) 591/9140-852 · Email:
bau@emco.de · www.emco-bau.com

