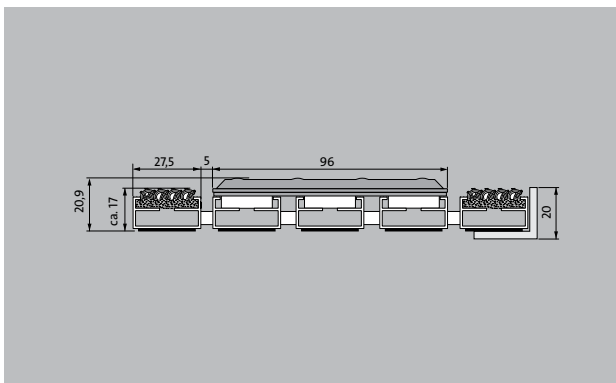



Model 17 SPIN/R



The tactile guidance system for the very highest standards in design and functionality.

1 **2** **3** Indoor and outdoor (covered, Zone 1+2)

Description

Rollable, hard-wearing entrance mat entrance mat for laying on top of flooring. Designed with stainless steel tiles in narrow (122 mm) or wide (300 mm) design for tactile guidance. The tiles each have three aluminium profile bars. Tailor-made to fit the width. The length is achieved in 100 mm increments. Also available with dimpled tiles as a warning surface.



Indoor and outdoor (covered, Zone 1+2)



Street dust, hair, sand, ash, textile fibres, small leaves and twigs, etc.



The emco entrance mat as a guidance system for the visually impaired



R 11 slip resistance as per DIN 51130



4 year warranty

Model 17 SPIN/R

Approx. height (mm)	20.9
Roll-over and drive-over capability:	Wheelchairs Prams hand trolleys Light shopping trolleys Sack-/hand truck
Standard profile clearance approx. (mm)	5 mm, rubber spacers
Connection	Plastic-coated steel cable
Max. width/profile length for individual section (mm):	1200
Profile width (mm)	28.65
Support chassis	Reinforced support chassis made using rigid aluminium with sound absorbing insulation on the underside
Tread surface	Recessed, robust, weather-proof coarse-fibre ribbed carpet strips (brand-name fibres) for even better dirt removal. Combined with stainless steel tiles for optimum way guidance for the blind in the entrance area.
Slip resistance	Slip-resistance of the insert: R11, slip-resistance of the stainless steel tiles: R10 (in accordance with DIN 51130)
Colour fastness to artificial light ISO 105-B02	good 6
Colour fastness to rubbing ISO 105 X12	good 4
Colour fastness to water ISO 105 E01	good 5

Accessories
emco installation frame 500: 500-25 AL Aluminium
emco installation frame 500: 500-25 CN Chrome-nickel steel (V2A)
emco cover strip: C22 Chrome-nickel steel (V2A)
emco dirt collection well: 5000 AL Aluminium
emco dirt collection well: 5000 CN Chrome-nickel steel (V2A)
emco dirt collection well: 5000 AL+ Aluminium
emco dirt collection well: 5000 CN+ Chrome-nickel steel (V2A)
emco dirt collection well: 5022 AL Aluminium
emco dirt collection well: 5022 CN Chrome-nickel steel (V2A)
emco dirt collection well: 5022 AL+ Aluminium
emco dirt collection well: 5022 CN+ Chrome-nickel steel (V2A)
emco dirt collection well: 5022 AL Aluminium
emco dirt collection well: 5022 CN Chrome-nickel steel (V2A)
emco dirt collection well: 5022 AL+ Aluminium
emco dirt collection well: 5022 CN+ Chrome-nickel steel (V2A)
emco dirt collection well: 5000 AL Aluminium
emco dirt collection well: 5000 CN Chrome-nickel steel (V2A)
emco dirt collection well: 5000 AL+ Aluminium
emco dirt collection well: 5000 CN+ Chrome-nickel steel (V2A)
emco special frame with substructure: A Version A: with installation frame, rectangular tube profiles, grid support and height adjustment.
emco special frame with substructure: B Version B: with installation frame, grid support and rectangular tube profiles
emco special frame with substructure: C Type C: with installation frame and rectangular tube profiles
Mat joining brackets: MV Supplied as standard with mats in several parts
Rubber underlay 1 mm: GU 1
Rubber underlay 3 mm: GU 3
Rubber underlay 5 mm: GU 5

Model 17 SPIN/R

Suitable for:

Retirement homes and Care-/Nursery Homes

medical practice

Offices and administrative buildings

Family home

Retail sector

Hotel

Kindergarten/Nursery

Apartment building

School

Sports hall

Service and services

Construction site advice

Dimensioning

Measured using laser measuring device on site.

Installation service

Fitting and installation service


Cleaning by mobile mat cleaning system

Repairs

The product can be disposed of or recycled in an environmentally friendly way.

Model 17 SPIN/R

Colours



Anthracite no. 200

Warranty conditions are available at:
www.emco-bau.com/en/warranty-conditions/

Subject to technical modifications

emco Bautechnik GmbH · Breslauer Straße 34 - 38 · D-49808 Lingen (Ems)
· Germany · Phone: +49 (0) 591/9140-500 · Fax: +49 (0) 591/9140-852 · Email:
bau@emco.de · www.emco-bau.com

