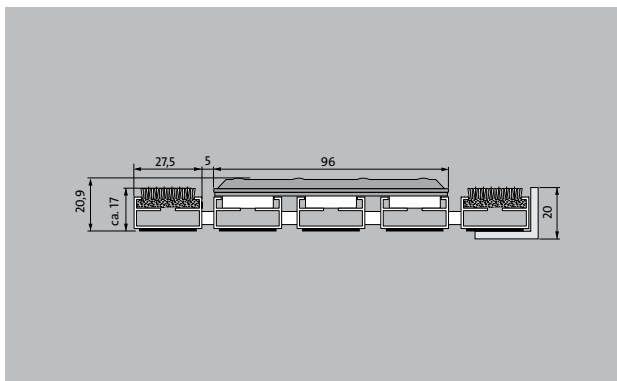



## Model 17 SPIN/P Maximus



The tactile guidance system for the very highest standards in design and functionality.

**1** **2** **3** Indoor and outdoor (covered, Zone 1+2)

### Description

Rollable, hard-wearing entrance mat entrance mat for laying on top of flooring. Designed with stainless steel tiles in narrow (122 mm) or wide (300 mm) design for tactile guidance. The tiles each have three aluminium profile bars. Tailor-made to fit the width. The length is achieved in 100 mm increments. Also available with dimpled tiles as a warning surface.



Indoor and outdoor (covered, Zone 1+2)



Street dust, hair, sand, ash, textile fibres, small leaves and twigs, etc.



The emco entrance mat as a guidance system for the visually impaired



R 12 slip resistance as per DIN 51130



5 years guarantee

## Model 17 SPIN/P Maximus

<b>Approx. height (mm)</b>	20.9
<b>Roll-over and drive-over capability:</b>	Wheelchairs Prams hand trolleys Light shopping trolleys Sack-/hand truck
<b>Standard profile clearance approx. (mm)</b>	5 mm, rubber spacers
<b>Connection</b>	Plastic-coated steel cable
<b>Max. width/profile length for individual section (mm):</b>	1200
<b>Profile width (mm)</b>	28.65
<b>Support chassis</b>	Reinforced support chassis made using rigid aluminium with sound absorbing insulation on the underside
<b>Tread surface</b>	The stylish Maximus insert is made from high-quality tufted velour and is characterised by an exclusive appearance. Used with stainless steel tiles for optimum orientation in the entrance area for the blind or those visually impaired (to DIN 32984).
<b>Slip resistance</b>	Slip-resistance of the insert: R12, slip-resistance of the stainless steel tiles: R9 (in accordance with DIN 51130)
<b>Colour fastness to artificial light ISO 105-B02</b>	good 5-6
<b>Colour fastness to rubbing ISO 105 X12</b>	good 5
<b>Colour fastness to water ISO 105 E01</b>	good 5

<b>Accessories</b>
emco installation frame 500: 500-25 AL Aluminium
emco installation frame 500: 500-25 CN Chrome-nickel steel (V2A)
emco cover strip: C22 Chrome-nickel steel (V2A)
emco dirt collection well: 5000 AL Aluminium
emco dirt collection well: 5000 CN Chrome-nickel steel (V2A)
emco dirt collection well: 5000 AL+ Aluminium
emco dirt collection well: 5000 CN+ Chrome-nickel steel (V2A)
emco dirt collection well: 5022 AL Aluminium
emco dirt collection well: 5022 CN Chrome-nickel steel (V2A)
emco dirt collection well: 5022 AL+ Aluminium
emco dirt collection well: 5022 CN+ Chrome-nickel steel (V2A)
emco dirt collection well: 5022 AL Aluminium
emco dirt collection well: 5022 CN Chrome-nickel steel (V2A)
emco dirt collection well: 5022 AL+ Aluminium
emco dirt collection well: 5022 CN+ Chrome-nickel steel (V2A)
emco dirt collection well: 5000 AL Aluminium
emco dirt collection well: 5000 CN Chrome-nickel steel (V2A)
emco dirt collection well: 5000 AL+ Aluminium
emco dirt collection well: 5000 CN+ Chrome-nickel steel (V2A)
emco special frame with substructure: A Version A: with installation frame, rectangular tube profiles, grid support and height adjustment.
emco special frame with substructure: B Version B: with installation frame, grid support and rectangular tube profiles
emco special frame with substructure: C Type C: with installation frame and rectangular tube profiles
Mat joining brackets: MV Supplied as standard with mats in several parts
Rubber underlay 1 mm: GU 1
Rubber underlay 3 mm: GU 3
Rubber underlay 5 mm: GU 5

## Model 17 SPIN/P Maximus

### Suitable for:

Retirement homes and Care-/Nursery Homes

medical practice

Offices and administrative buildings

Family home

Retail sector

Hotel

Kindergarten/Nursery

Apartment building

School

Sports hall

### Service and services

Construction site advice

Dimensioning

Measured using laser measuring device on site.

Installation service

Fitting and installation service

Repairs

## **Model 17 SPIN/P Maximus**


### **Colours**



Anthracite 80.02



Brown 80.04



Red 80.07



Black mottled 81.01



Black 80.01

Warranty conditions are available at:  
[www.emco-bau.com/en/warranty-conditions/](http://www.emco-bau.com/en/warranty-conditions/)

Subject to technical modifications

emco Bautechnik GmbH · Breslauer Straße 34 - 38 · D-49808 Lingen (Ems)  
Germany · Phone: +49 (0) 591/9140-500 · Fax: +49 (0) 591/9140-852  
Email: [bau@emco.de](mailto:bau@emco.de) · [www.emco-bau.com](http://www.emco-bau.com)

