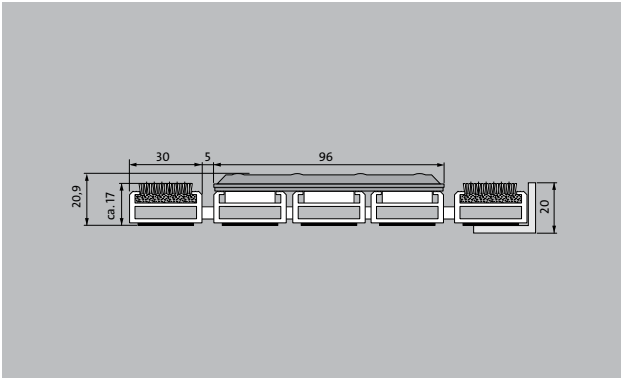


Model 17 SPIN/PS Maximus



The tactile guidance system for the very highest standards in design and functionality.

- 1
- 2
- 3 Indoor and outdoor (covered, Zone 1+2)

Description

Roll-up, hard-wearing entrance mat for supported or self-supporting laying. Fitted with small (122 mm) or large (300 mm) stainless steel tiles for tactile guidance. Each tile occupies three aluminium profile bars. Mat is produced to fit width perfectly; depth obtained using spacing increments of 100 mm. Option of dimpled tiles for attention panel.



Indoor and outdoor (covered, Zone 1+2)

Street dust, hair, sand, ash, textile fibres, small leaves and twigs, etc.

The emco entrance mat as a guidance system for the visually impaired

R 12 slip resistance as per DIN 51130



5 years guarantee

Model 17 SPIN/PS Maximus

Approx. height (mm)	20.9
Roll-over and drive-over capability:	Wheelchairs Prams hand trolleys Light shopping trolleys Sack-/hand truck pallet trucks Electric lift truck Cars
Standard profile clearance approx. (mm)	5 mm, rubber spacers
Connection	Plastic-coated steel cable
Max. width/profile length for individual section (mm):	1200
Profile width (mm)	28.65
Weight (kg/m²)	27,7
Support chassis	Reinforced support chassis made using rigid aluminium with sound absorbing insulation on the underside
Tread surface	The stylish Maximus insert is made from high-quality tufted velour and is characterised by an exclusive appearance. Used with stainless steel tiles for optimum orientation in the entrance area for the blind or those visually impaired (to DIN 32984).
Slip resistance	Slip-resistance of the insert: R12, slip-resistance of the stainless steel tiles: R10 (in accordance with DIN 51130)
Colour fastness to artificial light ISO 105-B02	good 5-6
Colour fastness to rubbing ISO 105 X12	good 5
Colour fastness to water ISO 105 E01	good 5

Accessories
emco installation frame 500: 500-25 AL Aluminium
emco installation frame 500: 500-25 CN Chrome-nickel steel (V2A)
emco cover strip: C22 Chrome-nickel steel (V2A)
emco dirt collection well: 5000 AL Aluminium
emco dirt collection well: 5000 CN Chrome-nickel steel (V2A)
emco dirt collection well: 5000 AL+ Aluminium
emco dirt collection well: 5000 CN+ Chrome-nickel steel (V2A)
emco dirt collection well: 5022 AL Aluminium
emco dirt collection well: 5022 CN Chrome-nickel steel (V2A)
emco dirt collection well: 5022 AL+ Aluminium
emco dirt collection well: 5022 CN+ Chrome-nickel steel (V2A)
emco dirt collection well: 5022 AL Aluminium
emco dirt collection well: 5022 CN Chrome-nickel steel (V2A)
emco dirt collection well: 5022 AL+ Aluminium
emco dirt collection well: 5022 CN+ Chrome-nickel steel (V2A)
emco dirt collection well: 5000 AL Aluminium
emco dirt collection well: 5000 CN Chrome-nickel steel (V2A)
emco dirt collection well: 5000 AL+ Aluminium
emco dirt collection well: 5000 CN+ Chrome-nickel steel (V2A)
emco special frame with substructure: A Version A: with installation frame, rectangular tube profiles, grid support and height adjustment.
emco special frame with substructure: B Version B: with installation frame, grid support and rectangular tube profiles
emco special frame with substructure: C Type C: with installation frame and rectangular tube profiles
Mat joining brackets: MV Supplied as standard with mats in several parts
Rubber underlay 3 mm: GU 3
Rubber underlay 5 mm: GU 5
Rubber underlay 1 mm: GU 1

Model 17 SPIN/PS Maximus

Suitable for:

Retirement homes and Care-/Nursery Homes

Arena

medical practice

Train station

DIY store

Offices and administrative buildings

Family home

Shopping centre

Retail sector

University / Higher education institution

airport

Hotel

Industry

Kindergarten/Nursery

Clinic/Hospital

Warehouse

Apartment building

Trade fair

School

Sports hall

Supermarket

Service and services

Construction site advice

Dimensioning

Measured using laser measuring device on site.

Installation service

Fitting and installation service

Repairs

Model 17 SPIN/PS Maximus


Colours



Anthracite 80.02




Brown 80.04



Red 80.07



Black mottled 81.01



Black 80.01

Warranty conditions are available at:
www.emco-bau.com/en/warranty-conditions/

Subject to technical modifications

emco Bautechnik GmbH · Breslauer Straße 34 - 38 · D-49808 Lingen (Ems)
· Germany · Phone: +49 (0) 591/9140-500 · Fax: +49 (0) 591/9140-852 · Email:
bau@emco.de · www.emco-bau.com

