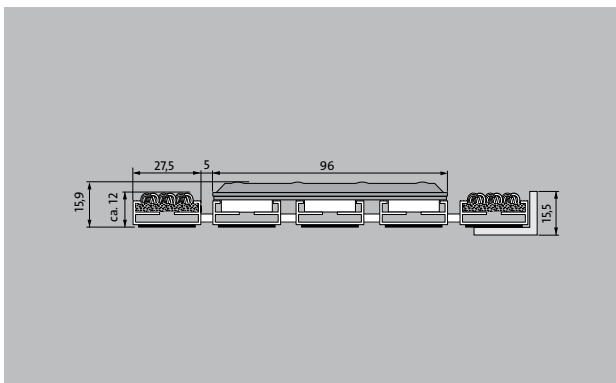



## Model 12 SPIN/P Care



The tactile guidance system for the very highest standards in design and functionality.

- 1 2 3 Indoor and outdoor (covered, Zone 1+2)

### Description

Rollable, hard-wearing entrance mat entrance mat for laying on top of flooring. Designed with stainless steel tiles in narrow (122 mm) or wide (300 mm) design for tactile guidance. The tiles each have three aluminium profile bars. Tailor-made to fit the width. The length is achieved in 100 mm increments. Also available with dimpled tiles as a warning surface.



Indoor and outdoor (covered, Zone 1+2)



Street dust, hair, sand, ash, textile fibres, small leaves and twigs, etc.



The emco entrance mat as a guidance system for the visually impaired



R 12 slip resistance as per DIN 51130



5 years guarantee

## Model 12 SPIN/P Care

<b>Approx. height (mm)</b>	15.9
<b>Roll-over and drive-over capability:</b>	Wheelchairs Prams Sack-/hand truck Wheelchairs
<b>Standard profile clearance approx. (mm)</b>	5 mm, rubber spacers
<b>Connection</b>	Plastic-coated steel cable
<b>Max. width/profile length for individual section (mm):</b>	1200
<b>Profile width (mm)</b>	28.65
<b>Depth/walking depth for individual section (mm):</b>	800
<b>Support chassis</b>	Reinforced support chassis made using rigid aluminium with sound absorbing insulation on the underside
<b>Tread surface</b>	The robust and extremely hard wearing Care insert for effective reduction of fine dirt. Combined with stainless steel tiles for optimum orientation in the entrance area the blind or visually impaired (to DIN 32984).
<b>Slip resistance</b>	Slip-resistance of the insert: R12, slip-resistance of the stainless steel tiles: R10 (in accordance with DIN 51130)
<b>Colour fastness to artificial light ISO 105-B02</b>	good 5-6
<b>Colour fastness to rubbing ISO 105 X12</b>	good 4-5
<b>Colour fastness to water ISO 105 E01</b>	good 4-5

### Accessories

emco installation frame 500: 500-25 AL Aluminium
emco installation frame 500: 500-25 CN Chrome-nickel steel (V2A)
emco LUMINA: LUMINA + LED Aluminium
emco cover strip: C22 Chrome-nickel steel (V2A)
emco dirt collection well: 5000 AL Aluminium
emco dirt collection well: 5000 CN Chrome-nickel steel (V2A)
emco dirt collection well: 5000 AL+ Aluminium
emco dirt collection well: 5000 CN+ Chrome-nickel steel (V2A)
emco dirt collection well: 5022 AL Aluminium
emco dirt collection well: 5022 CN Chrome-nickel steel (V2A)
emco dirt collection well: 5022 AL+ Aluminium
emco dirt collection well: 5022 CN+ Chrome-nickel steel (V2A)
emco dirt collection well: 5022 AL Aluminium
emco dirt collection well: 5022 CN Chrome-nickel steel (V2A)
emco dirt collection well: 5022 AL+ Aluminium
emco dirt collection well: 5022 CN+ Chrome-nickel steel (V2A)
emco dirt collection well: 5000 AL Aluminium
emco dirt collection well: 5000 CN Chrome-nickel steel (V2A)
emco dirt collection well: 5000 AL+ Aluminium
emco dirt collection well: 5000 CN+ Chrome-nickel steel (V2A)
emco special frame with substructure: A Version A: with installation frame, rectangular tube profiles, grid support and height adjustment.
emco special frame with substructure: B Version B: with installation frame, grid support and rectangular tube profiles
emco special frame with substructure: C Type C: with installation frame and rectangular tube profiles
Mat joining brackets: MV Supplied as standard with mats in several parts
Rubber underlay 3 mm: GU 3
Rubber underlay 5 mm: GU 5
Rubber underlay 1 mm: GU 1

### Suitable for:

Retirement homes and Care-/Nursery Homes
medical practice
Family home
Apartment building
Sports hall


## **Model 12 SPIN/P Care**

<b>Service and services</b>
Construction site advice
Dimensioning
Measured using laser measuring device on site.


Installation service
Fitting and installation service
Repairs

## Model 12 SPIN/P Care

### Colours



47.01 anthracite



47.04 beige



47.03 brown



47.02 grey

Warranty conditions are available at:  
[www.emco-bau.com/en/warranty-conditions/](http://www.emco-bau.com/en/warranty-conditions/)

Subject to technical modifications

emco Bautechnik GmbH · Breslauer Straße 34 - 38 · D-49808 Lingen (Ems)  
· Germany · Phone: +49 (0) 591/9140-500 · Fax: +49 (0) 591/9140-852 · Email:  
[bau@emco.de](mailto:bau@emco.de) · [www.emco-bau.com](http://www.emco-bau.com)

